



THE LONDON SCHOOL  
OF ECONOMICS AND  
POLITICAL SCIENCE ■



# Dynamic Equilibrium with Rare Events and Heterogeneous Epstein-Zin Investors

Georgy Chabakauri

SRC Discussion Paper No 35

March 2015



Systemic Risk Centre

Discussion Paper Series

**Abstract**

We consider a general equilibrium Lucas (1978) economy with one consumption good and two heterogeneous Epstein-Zin investors. The output is subject to rare large drops or, more generally, can have non-lognormal distribution with higher cumulants. The heterogeneity in preferences generates excess stock return volatilities, procyclical price-dividend ratios and interest rates, and countercyclical market prices of risk when the elasticity of intertemporal substitution (EIS) is greater than one. Moreover, the latter results cannot be jointly replicated in a model where investors have  $EIS \leq 1$  or CRRA preferences. We propose new approach for deriving equilibrium, and extend the analysis to the case of heterogeneous beliefs about probabilities of rare events.

Keywords: heterogeneous investors, Epstein-Zin preferences, rare events, equilibrium, portfolio choice.

JEL classification: D53, G11, G12

This paper is published as part of the Systemic Risk Centre's Discussion Paper Series. The support of the Economic and Social Research Council (ESRC) in funding the SRC is gratefully acknowledged [grant number ES/K002309/1].

Georgy Chabakauri, Department of Finance, London School of Economics and Political Science

Published by  
Systemic Risk Centre  
The London School of Economics and Political Science  
Houghton Street  
London WC2A 2AE

All rights reserved. No part of this publication may be reproduced, stored in a retrieval system or transmitted in any form or by any means without the prior permission in writing of the publisher nor be issued to the public or circulated in any form other than that in which it is published.

Requests for permission to reproduce any article or part of the Working Paper should be sent to the editor at the above address.

© Georgy Chabakauri submitted 2015

# Dynamic Equilibrium with Rare Events and Heterogeneous Epstein-Zin Investors\*

**Georgy Chabakauri**

London School of Economics

Houghton Street

London WC2A 2AE

United Kingdom

Tel: +44 (0)20 7107 5374

G.Chabakauri@lse.ac.uk

This Version: January 2015

---

\*I am grateful to Christian Julliard, Igor Makarov, Thomas Mariotti, Ian Martin, Ilaria Piatti, Guillaume Plantin, Sebastien Pouget, Rodolfo Prieto, Marzena Rostek, Raman Uppal, David Webb, and the seminar participants at European Finance Association Meetings, North American Winter Meeting of the Econometric Society, World Finance Conference, London School of Economics and Toulouse School of Economics for helpful comments. I also thank the Paul Woolley Center at LSE for financial support. All errors are mine.

# Dynamic Equilibrium with Rare Events and Heterogeneous Epstein-Zin Investors

## Abstract

We consider a general equilibrium Lucas (1978) economy with one consumption good and two heterogeneous Epstein-Zin investors. The output is subject to rare large drops or, more generally, can have non-lognormal distribution with higher cumulants. The heterogeneity in preferences generates excess stock return volatilities, procyclical price-dividend ratios and interest rates, and countercyclical market prices of risk when the elasticity of intertemporal substitution (EIS) is greater than one. Moreover, the latter results cannot be jointly replicated in a model where investors have  $EIS \leq 1$  or CRRA preferences. We propose new approach for deriving equilibrium, and extend the analysis to the case of heterogeneous beliefs about probabilities of rare events.

*Journal of Economic Literature Classification Numbers:* D53, G11, G12.

*Keywords:* heterogeneous investors, Epstein-Zin preferences, rare events, equilibrium, portfolio choice.

Rare unexpected large drops in aggregate output lead to significant welfare losses, and mere anticipation of such events can have significant effect on asset prices in normal times. The growing economic literature demonstrates that accounting for the effects of rare events in general equilibrium helps resolve several asset pricing puzzles [e.g., Rietz (1988); Barro (2006, 2009); Gabaix (2012), among others]. Despite the fact that the heterogeneity in preferences is a salient feature of financial markets, the literature primarily studies economies with homogeneous investors. In this paper, we demonstrate that the interaction of rare events with heterogeneity in investors' preferences is an important source of time-variation of equilibrium processes, which generates excess stock return volatility and asset prices dynamics consistent with empirical findings. Our analysis is facilitated by a new tractable approach for solving models with heterogeneous investors.

We consider a discrete time Lucas (1978) economy with one consumption good, one Lucas tree and two investors with heterogeneous Epstein-Zin preferences. The aggregate consumption is subject to rare large falls, or more generally, can have non-lognormal distribution with higher cumulants. The financial market is complete, and the investors trade in a riskless bond, shares of the Lucas tree, and insurances against rare disasters. We study conditions under which the model generates empirically plausible magnitudes and dynamics of equilibrium processes, such as procyclical interest rates and price-dividend ratios, countercyclical Shapre ratios and stock return volatilities, and excess volatilities [e.g., Shiller (1981); Schwert (1989); Ferson and Harvey (1991); Campbell and Cochrane (1999)]. We show that these dynamics only arise when investors have Epstein-Zin preferences with intertemporal elasticity of substitution  $EIS > 1$ . Settings with  $EIS \leq 1$  or constant relative risk aversion (CRRA) preferences give rise to counterfactual dynamics.

Asset prices dynamics in our model are similar to those in homogeneous-investor economies with time-varying probabilities of disasters [e.g., Gabaix (2012), Wachter (2013)], although the time-variation in the equilibrium processes in the current paper is endogenously induced by investor heterogeneity. Therefore, our model complements the literature by identifying additional new economic forces that help match dynamic properties of asset prices. It also allows studying the risk sharing between investors, which is absent in homogeneous-investor economies. Furthermore, the optimal asset allocation with rare events, solved in this paper, is a challenging task even in a partial equilibrium setting. Below, we summarize our main findings, the intuition, and the methodological contribution.

We compare equilibria in three economies populated by investors with different risk

aversions and with  $EIS > 1$ ,  $EIS < 1$ , and CRRA preferences, respectively. First, consistent with the previous studies, we show that rare disasters generate plausible magnitudes of riskless rates and risk premia, risk premia only weakly depend on EIS and are countercyclical.<sup>1</sup> Furthermore, the interest rates are procyclical when investors have Epstein-Zin preferences but, counterfactually, are countercyclical in the economy with CRRA investors.

Second, we show that the price-dividend ratios are procyclical only when  $EIS > 1$ , and countercyclical otherwise. Moreover, the anticipation of disasters decreases price-dividend ratios when  $EIS > 1$ , and increases them when  $EIS < 1$  and when investors have CRRA preferences. Using an approximate Gordon's growth formula we show that the latter properties of price-dividend ratios are determined by the dynamics of interest rates and risk premia, and by investors' EIS. The dynamics of price-dividend ratios determines the properties of stock return volatilities. We show that stocks are more volatile than dividends when  $EIS > 1$ , and less volatile than dividends otherwise. Intuitively, because stock price is the product of the price-dividend ratio and dividend, volatility increases when both change in the same direction, that is, when the price-dividend ratio is procyclical, which happens only for  $EIS > 1$ . Therefore, having Epstein-Zin preferences with  $EIS > 1$  is critical for matching the dynamics of asset prices and their volatilities.

Third, we explore optimal portfolios and risk sharing. In the partial equilibrium, in which asset prices are taken as given, we provide a new tractable characterization of optimal consumptions and portfolios in terms of investor's wealth-consumption ratio, which satisfies a backward equation. Time- $t$  solution of this equation is an explicit function of time- $(t + \Delta t)$  solution, where  $\Delta t$  is the time interval between two dates, and is found by simple backward iteration without solving non-linear equations. In the general equilibrium, we show that the more risk averse investor provides insurance to the less risk averse investor. This happens because the latter investor holds a large fraction of wealth in stocks, and hence requires insurance, especially in times when her consumption is low.<sup>2</sup>

Fourth, we derive closed-form solutions in the economy where investors have identical risk aversions but different EIS. We demonstrate that differences in EIS affect the interest rates but not the risk premia. Moreover, all the equilibrium processes are deterministic

---

<sup>1</sup>Following the literature [e.g., Longstaff and Wang (2012); Gârleanu and Panageas (2014)], we call a stochastic process countercyclical (procyclical) if its innovations are negatively (positively) correlated with the innovations of the process for the aggregate consumption.

<sup>2</sup>Dieckmann and Gallmeyer (2005) find a similar result in a model with one logarithmic investor and one CRRA investor with risk aversion of either 2 or 0.5, as further discussed in Section 3.

functions of time. Therefore, the difference in risk aversions emerges as the main source of risk sharing between the investors. This result explains very weak dependence of risk premia on EIS in the general model, as discussed above.

Finally, we consider an extension of the model in which the investors additionally disagree about the intensity of disasters in the economy. Such disagreement may arise because this intensity is difficult to estimate due to insufficient number of observations. Making the more risk averse investor pessimistic improves the performance of the model by decreasing interest rates and increasing risk premia and stock return volatilities.

The paper proposes a new methodology for solving models with heterogeneous Epstein-Zin investors. The tractability is due to the aggregate consumption following a discrete multinomial process because this process treats normal and rare events similarly, in contrast to continuous-time processes. We further facilitate the tractability by rewriting all equilibrium processes in such a way that they resemble their continuous-time counterparts. To solve for equilibrium, we equate investors' marginal rates of substitution and derive a system of equations for investors' consumption shares, which we solve using Newton's algorithm. Then, we characterize the state price density and all the equilibrium processes as functions of these consumption shares.

There is growing economic literature on the economic effects of rare disasters. Rietz (1988) shows that the anticipation of rare disasters can explain the equity premium puzzle of Mehra and Prescott (1985). Barro (2006, 2009) argues that the sizes and the frequency of disasters in the twentieth century are sufficient to explain high equity premia and low riskless rates in a Lucas (1978) economy with homogeneous CRRA and Epstein-Zin investors, respectively. Gabaix (2012), Gourio (2012), and Wachter (2013) consider models with time-varying disaster risks and explain numerous asset pricing puzzles. Martin (2013a, 2013b) studies asset pricing with rare disasters in economies with Epstein-Zin and CRRA investors, respectively. Backus, Chernov and Zin (2014) demonstrate that jumps have powerful effects on entropy. In contrast to the above literature, we allow for heterogeneous investors, and thus generate endogenous time-variation of equilibrium processes.<sup>3</sup>

Ma (1993) derives conditions for the existence and uniqueness of equilibrium with heterogeneous Epstein-Zin investors. Dieckmann and Gallmeyer (2005) consider a model

---

<sup>3</sup>Backus, Chernov, and Martin (2011) and Julliard and Ghosh (2012) provide the evidence that the probability of disasters might be below estimates in the previous literature. The probability of disasters then might not be sufficient to explain equity premia.

similar to ours, but with CRRA investors, where one investor has logarithmic preferences while the other has risk aversion of 2 or 0.5. Dieckmann (2011) considers a similar model with incomplete markets. Chen, Joslin, and Tran (2012) consider an economy where investors have heterogeneous beliefs about the intensity of disasters in the economy. They demonstrate that ignoring this heterogeneity may lead to underestimation of the disaster probabilities extracted from asset prices. Piatti (2014) studies the effects of heterogeneous beliefs about rare events in a Lucas economy with two trees and CRRA investors. Branger, Konermann, and Schlag (2014) study a long-run risk model with optimistic and pessimistic investors that have identical Epstein-Zin preferences.

The paper is also related to the literature on asset pricing with investor heterogeneity but without rare events. Most related is the work by Gârleanu and Panageas (2014), which considers an overlapping generations model with heterogeneous Epstein-Zin investors, and also demonstrates the irrelevance of heterogeneity in EIS when risk aversions are the same. Other related works include Basak (2000, 2005), Bhamra and Uppal (2014), Borovička (2012), Buss, Uppal, and Vilkov (2013), Chabakauri (2013, 2015), Chan and Kogan (2002), Detemple and Murthy (1994), Dumas (1989), Dumas and Lyasoff (2012), Gallmeyer and Hollifield (2008), Isaenko (2008), Longstaff and Wang (2012). Related works by Ait-Sahalia, Cacho-Diaz and Hurd (2009), Liu, Longstaff, and Pan (2003), among others, study optimal portfolio allocations with event risk.

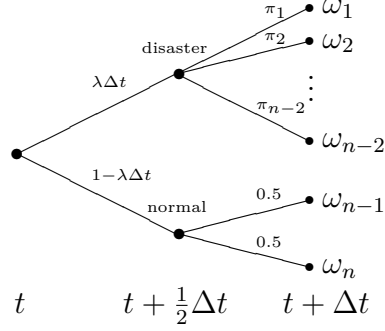
The paper is organized as follows. Section 1 discusses the economic setup and defines the equilibrium. Section 2 discusses optimal consumption and portfolio choice in partial equilibrium, and then provides the characterization of equilibrium processes. In Section 3, we provide the results of calibrations, the analysis of equilibrium, and discuss the economic intuition. Section 4 extends the model to incorporate levered claims on consumption and heterogeneous beliefs. Section 5 concludes, and Appendix A provides the proofs.

## 1. Economic Setup

We consider a discrete-time Lucas (1978) economy with dates  $t = 0, \Delta t, 2\Delta t, \dots, T$ , one consumption good produced by an exogenous tree, and two heterogeneous investors,  $A$  and  $B$ , with Epstein-Zin preferences over consumption. At date  $t$  the tree produces  $D_t \Delta t$  units of consumption good, where  $D_t$  follows a multinomial process with  $n$  states  $\omega_1, \dots, \omega_n$ :

$$\Delta D_t = D_t [m_D \Delta t + \sigma_D \Delta w_t + J_D(\omega) \Delta j_t], \quad (1)$$





**Figure 1**  
**States of the Economy**

After time  $t$  the economy moves to disaster state with small probability  $\lambda\Delta t$  and to normal state with probability  $1 - \lambda\Delta t$ . Conditional on being in a disaster state the economy can further move to states  $\omega_1, \dots, \omega_{n-2}$  at time  $t + \Delta t$  with conditional probabilities  $\pi_1, \dots, \pi_{n-2}$ . Conditional on being in a normal state the economy moves to either  $\omega_{n-1}$  or  $\omega_n$  with equal probabilities.

where  $m_D$  and  $\sigma_D$  are constants,  $J_D(\omega)$  is a random variable which gives the size of a drop in aggregate output following a rare disaster, and  $\Delta D_t = D_{t+\Delta t} - D_t$ . Parameters  $m_D$ ,  $\sigma_D$ ,  $J_D(\omega)$  and  $\Delta t$  are such that  $D_t > 0$  at all times. Processes  $w_t$  and  $j_t$  are analogues of continuous-time Brownian motion and Poisson processes and follow dynamics  $w_{t+\Delta t} = w_t + \Delta w_t$  and  $j_{t+\Delta t} = j_t + \Delta j_t$ , respectively, where increments  $\Delta w_t$  and  $\Delta j_t$  are given by:

$$\Delta w_t = \begin{cases} 0, & \text{in states } \omega_1, \dots, \omega_{n-2}, \\ +\sqrt{\Delta t}, & \text{in state } \omega_{n-1}, \\ -\sqrt{\Delta t}, & \text{in state } \omega_n, \end{cases} \quad \Delta j_t = \begin{cases} 1, & \text{in states } \omega_1, \dots, \omega_{n-2}, \\ 0, & \text{in state } \omega_{n-1}, \\ 0, & \text{in state } \omega_n. \end{cases} \quad (2)$$

The structure of uncertainty is illustrated on Figure 1. From the current time- $t$  state, the economy moves to time- $(t + \Delta t)$  disaster states with small probability  $\lambda\Delta t$  or to normal states with probability  $1 - \lambda\Delta t$ . Disaster states  $\omega_1, \dots, \omega_{n-2}$  have conditional probabilities  $\text{Prob}(\omega = \omega_k | \text{disaster}) = \pi_k$  whereas normal states  $\omega_{n-1}$  and  $\omega_n$  have conditional probabilities  $\text{Prob}(\omega = \omega_k | \text{normal}) = 0.5$ . Lemma A.1 in the Appendix shows that process (1) converges to a continuous-time Lévy process when  $\Delta t \rightarrow 0$ . Conveniently,  $\mathbb{E}_t[\Delta w_t | \text{normal}] = 0$  and  $\text{var}_t[\Delta w_t | \text{normal}] = \Delta t$ , similarly to a Brownian motion, where  $\mathbb{E}_t[\cdot]$  and  $\text{var}_t[\cdot]$  are expectation and variance conditional on time- $t$  information, respectively.

The discreteness of time has several advantages. First, it is more realistic to assume that investors make consumption and portfolio choice decisions discretely. Moreover, consumption data are not available at high frequencies. Second, it allows for modeling non-lognormal consumption processes with higher cumulants because such processes can be

easily approximated by multinomial dynamics. Finally, we show that the discrete-time model is more tractable, and allows passing to continuous time.

Discrete-time models with binomial or multinomial processes for consumption and asset prices are widely employed in the literature [e.g., Mehra and Prescott (1985); Rietz (1985); He (1991); Pliska (1997); Dumas and Lyasoff (2012), among others]. However, the literature typically sets  $\Delta t = 1$ , whereas in our calibration we take  $\Delta t = 1/250$  and long horizon  $T = 200$  and also take continuous-time limits in certain special cases.

## 1.1. Securities Markets

The financial market is complete, and the investors can trade  $n$  securities: a riskless bond in zero net supply, one stock in net supply of one unit, which is a claim to the stream of dividends  $D_t \Delta t$  generated by the Lucas tree, and  $n - 2$  zero net supply disaster insurances each paying one unit of consumption in disaster states  $\omega_1, \dots, \omega_{n-2}$ , respectively. We note that instead of using insurance contracts the market can be alternatively completed by options with different strike prices, which are written on the stock or dividends [Ross (1976)]. All trades happen at discrete dates  $t = 0, \Delta t, 2\Delta t, \dots, T$ .

We consider Markovian equilibria in which bond prices,  $B$ , ex-dividend stock prices,  $S$ , and insurance prices,  $P_k$ , follow dynamics

$$\Delta B_t = B_t r_t \Delta t, \quad (3)$$

$$\Delta S_t + D_{t+\Delta t} \Delta t = S_t [m_{S,t} \Delta t + \sigma_{S,t} \Delta w_t + J_{S,t}(\omega) \Delta j_t], \quad (4)$$

$$\Delta P_{k,t} + 1_{\{\omega=\omega_k\}} = P_{k,t} [m_{P_k,t} \Delta t + \sigma_{P_k,t} \Delta w_t + J_{P_k,t}(\omega) \Delta j_t], \quad (5)$$

where  $k = 1, \dots, n - 2$ . Drift and volatility processes  $m_{S,t}$ ,  $\sigma_{S,t}$ ,  $m_{P_k,t}$ , and  $\sigma_{P_k,t}$ , and jump sizes  $J_{S,t}$  and  $J_{P_k,t}$  are determined in equilibrium and are adapted to time- $t$  information.<sup>4</sup>

We denote the vector of drifts by  $m_t = (m_{S,t}, \dots, m_{P_{n-2},t})^\top$ , the vector of risky asset expected returns by  $\mu_t = (\mu_{S,t}, \mu_{P_1,t}, \dots, \mu_{P_{n-2},t})^\top$ , and the volatility matrix by  $\Sigma = (\Sigma_S, \Sigma_{P_1}, \dots, \Sigma_{P_{n-2}})^\top \in \mathbb{R}^{(n-1) \times (n-1)}$ , where  $\Sigma_S = (\sigma_{S,t}, J_{S,t}(\omega_1), \dots, J_{S,t}(\omega_{n-2}))^\top$ ,  $\Sigma_{P_k} = (\sigma_{P_k,t}, J_{P_k,t}(\omega_1), \dots, J_{P_k,t}(\omega_{n-2}))^\top$ , for  $k = 2, \dots, n - 2$ . We note that expected risky asset returns are given by  $\mu_t = m_t + \lambda \Sigma_t(0, \pi_1, \dots, \pi_{n-2})^\top$ . Finally, we define the *state price*

<sup>4</sup>We note that the dynamics of asset prices can always be written as processes (4)–(5) with  $\Delta t$ ,  $\Delta w$ , and  $\Delta j$  terms because the vector of time- $(t+\Delta t)$  asset returns in states  $\omega_1, \dots, \omega_n$  can be uniquely decomposed as a linear combination of  $n$  linearly independent basis vectors  $\Delta t$ ,  $\Delta w_t$ , and  $1_{\{\omega=\omega_k\}}$ , where the latter denotes an indicator function, and because  $J_{S,t}(\omega) \Delta j_t = J_{S,t}(\omega_1) 1_{\{\omega=\omega_1\}} + \dots + J_{S,t}(\omega_{n-2}) 1_{\{\omega=\omega_{n-2}\}}$ .

density (SPD)  $\xi_t$  as a strictly positive process such that asset prices have representations

$$B_t = \mathbb{E}_t \left[ \frac{\xi_{t+\Delta t}}{\xi_t} B_{t+\Delta t} \right], \quad (6)$$

$$S_t = \mathbb{E}_t \left[ \frac{\xi_{t+\Delta t}}{\xi_t} (S_{t+\Delta t} + D_{t+\Delta t} \Delta t) \right], \quad (7)$$

$$P_{k,t} = \mathbb{E}_t \left[ \frac{\xi_{t+\Delta t}}{\xi_t} (P_{k,t+\Delta t} + 1_{\{\omega=\omega_k\}}) \right], \quad (8)$$

where  $S_T = 0$  and  $P_{k,T} = 0$  because there are no payments after date  $T$ .

## 1.2. Investor Optimization

The investors have recursive utility  $U_t$  over consumption  $c_{i,t}$  [e.g., Epstein and Zin (1989)], which satisfies the following backward equation<sup>5</sup>

$$U_{i,t} = \left[ (1 - e^{-\rho\Delta t}) c_{i,t}^{1-1/\psi_i} + e^{-\rho\Delta t} \left( \mathbb{E}_t [U_{i,t+\Delta t}^{1-\gamma_i}] \right)^{\frac{1-1/\psi_i}{1-\gamma_i}} \right]^{\frac{1}{1-1/\psi_i}}, \quad (9)$$

where  $i = A, B$ ,  $\gamma_i$  and  $\psi_i$  denote investor  $i$ 's risk aversion and elasticity of intertemporal substitution (EIS), respectively, and  $\rho > 0$  is a time-discount parameter. In general, the investors have different risk aversions and EIS. Each period, investor  $i$  allocates fractions  $\alpha_{i,t}$  and  $\theta_{i,t} = (\theta_{i,S,t}, \theta_{i,P_1,t}, \dots, \theta_{i,P_{n-2},t})^\top$  of wealth  $W_{i,t}$  to riskless bonds and risky securities, respectively, so that  $W_{i,t} = \alpha_{i,t} W_{i,t} + \theta_{i,t}^\top \underline{1} W_{i,t} + c_{i,t} \Delta t$ , where  $\underline{1} = (1, \dots, 1)^\top \in \mathbb{R}^{n-1}$ . At time 0 investor  $A$  is endowed with  $b$  units of bond,  $s$  units of stock, and  $p_k$  units of disaster insurance  $k$ , whereas investor  $B$  is endowed with  $-b$  units of bond,  $1 - s$  units of stock, and  $-p_k$  units of insurance  $k$ . Investors solve the following dynamic programming problem [e.g., Epstein and Zin (1989)]:

$$V_{i,t} = \max_{c_{i,t}, \theta_{i,t}} \left[ (1 - e^{-\rho\Delta t}) c_{i,t}^{1-1/\psi_i} + e^{-\rho\Delta t} \left( \mathbb{E}_t [V_{i,t+\Delta t}^{1-\gamma_i}] \right)^{\frac{1-1/\psi_i}{1-\gamma_i}} \right]^{\frac{1}{1-1/\psi_i}}, \quad (10)$$

where  $V_{i,t}$  is investor  $i$ 's value function, subject to a self-financing budget constraint<sup>6</sup>

$$\Delta W_{i,t} = W_{i,t} (r_t + \theta_{i,t}^\top (m_t - r_t)) \Delta t + W_{i,t} \theta_{i,t}^\top \Sigma_t \Delta \tilde{w}_t - c_{i,t} \Delta t (1 + r_t \Delta t), \quad W_T = c_{i,T} \Delta t, \quad (11)$$

where  $i = A, B$ ,  $\Delta \tilde{w} = (\Delta w, 1_{\{\omega=\omega_1\}}, \dots, 1_{\{\omega=\omega_{n-2}\}})^\top$ , and  $1_{\{\omega=\omega_k\}}$  is an indicator function.

<sup>5</sup>Gârleanu and Panageas (2014, online appendix) and Skiadas (2013) consider similar formulations with interval  $\Delta t$  between dates and derive continuous-time limits as  $\Delta t \rightarrow 0$ . The model in Skiadas (2013) allows for rare events, similarly to the present paper. Kraft and Seifried (2014) demonstrate the convergence to stochastic differential utility for Brownian risk.

<sup>6</sup>Investors' time  $t$  and  $t + \Delta t$  wealths are given by  $W_t = \alpha_t W_t + \theta_t^\top \underline{1} W_t + c_t \Delta t$  and  $W_{t+\Delta t} = W_t + \alpha_t W_t \Delta B_t / B_t + \theta_{S,t} (\Delta S_t + D_{t+\Delta t} \Delta t) / S_t + \sum \theta_{P_k,t} (\Delta P_{k,t} + 1_{\{\omega=\omega_k\}}) / P_{k,t}$ , respectively. Substituting  $\alpha_t W_t = W_t - \theta_t^\top \underline{1} W_t - c_t \Delta t$  into the latter equation and using asset price dynamics (4)–(5) we obtain budget constraint (11).

### 1.3. Equilibrium

**Definition.** An equilibrium is a set of processes  $\{r_t, \mu_t, \Sigma_t\}$  and of consumption and investment policies  $\{c_{i,t}^*, \alpha_{i,t}^*, \theta_{i,t}^*\}_{i \in \{A,B\}}$  that solve optimization problem (10) for each investor, given processes  $\{r_t, \mu_t, \Sigma_t\}$ , and consumption and securities markets clear, that is,

$$c_{A,t}^* + c_{B,t}^* = D_t, \quad (12)$$

$$\alpha_{A,t}^* W_{A,t}^* + \alpha_{B,t}^* W_{B,t}^* = 0, \quad (13)$$

$$\theta_{A,S,t}^* W_{A,t}^* + \theta_{B,S,t}^* W_{B,t}^* = S_t, \quad (14)$$

$$\theta_{A,P_k,t}^* W_{A,t}^* + \theta_{B,P_k,t}^* W_{B,t}^* = 0, \quad (15)$$

where  $k = 1, \dots, n-2$ , and  $W_{A,t}^*$  and  $W_{B,t}^*$  denote wealths under optimal strategies.

In addition to asset returns  $\mu$ , we also study their *risk premia*  $\mu - r$ . We also derive *price-dividend* and *wealth-consumption* ratios  $\Psi = S/D$  and  $\Phi_i = W_i^*/c_i^*$ , respectively. We derive a Markovian equilibrium in which the *consumption share*  $y = c_B^*/D$  of investor  $B$  is an endogenous state variable, as in the related literature [e.g., Chen, Joslin, and Tran (2012), Gârleanu and Pedersen (2012); among others]. We demonstrate later that in a Markovian equilibrium consumption share  $y_t$  follows a process

$$\Delta y_t = y_t [m_{y,t} \Delta t + \sigma_{y,t} \Delta w_t + J_{y,t}(\omega) \Delta j_t], \quad (16)$$

where the drift  $m_y$ , volatility  $\sigma_y$ , and jump sizes  $J_{y,t}(\omega)$  are determined in equilibrium.

Throughout the paper, we restrict preferences and Lucas tree parameters  $\gamma_i, \psi_i, \rho, m_D, \sigma_D, J_D(\omega), \lambda, \pi_k$ , and  $\Delta t$  to be such that the following technical conditions are satisfied:

$$g_{i,1} \equiv e^{-\rho \Delta t} \left( \mathbb{E}_t \left[ \left( \frac{D_{t+\Delta t}}{D_t} \right)^{1-\gamma_i} \right] \right)^{\frac{1-1/\psi_i}{1-\gamma_i}} < 1, \quad (17)$$

$$g_{i,2} \equiv e^{-\rho \Delta t} \left( \mathbb{E}_t \left[ \left( \frac{D_{t+\Delta t}}{D_t} \right)^{1-\gamma_i} \right] \right)^{\frac{\gamma_i-1/\psi_i}{1-\gamma_i}} \mathbb{E}_t \left[ \left( \frac{D_{t+\Delta t}}{D_t} \right)^{-\gamma_i} \right] < 1, \quad (18)$$

where  $i = A, B$ , and  $g_{i,1}$  and  $g_{i,2}$  are constants. We show in Section 2.2 that under these conditions price-dividend ratio  $\Psi$  and wealth-consumption ratios  $\Phi_i$  are bounded as  $T \rightarrow \infty$  in homogeneous agent economies.

## 2. Characterization of Equilibrium

### 2.1. Consumption and Portfolio Choice with Higher Cumulants

In this section, we derive optimal investment and consumption policies of investors in a partial equilibrium economy, that is, taking the asset prices dynamics (3)–(5) as given. We obtain new expressions for portfolio weights that retain the structure of their continuous-time counterparts. The advantage of our new methodology is that time- $t$  wealth-consumption ratios  $\Phi_{i,t}$  and portfolio weights  $\theta_{i,t}$  are explicit functions of time- $(t + \Delta t)$  ratios  $\Phi_{i,t+\Delta t}$ . Therefore, all processes are obtained just by iterating explicit functions backward in time, without solving any equations.

For the time being, we do not take a stand on state variables in the economy, and assume that processes  $r_t$ ,  $m_t$ , and  $\Sigma_t$  are functions of an unspecified Markovian variable  $z_t$ . We start by deriving closed-form discrete-time dynamics for state price density  $\xi_t$ . Lemma 1 reports the result.

**Lemma 1 (State Price Density).** *The state price density  $\xi_t$  follows a multinomial process*

$$\Delta\xi_t = -\frac{\xi_t}{1+r_t\Delta t} \left[ r_t\Delta t + \left( \Sigma_t^{-1}(\mu_t - r_t\mathbf{1}) \right)^\top \left( \frac{1}{\Delta t} \text{var}_t[\Delta\tilde{w}_t] \right)^{-1} \left( \Delta\tilde{w}_t - \mathbb{E}_t[\Delta\tilde{w}_t] \right) \right], \quad (19)$$

where  $\mu_t = m_t + \Sigma_t \mathbb{E}_t[\Delta\tilde{w}_t]/\Delta t$  is the vector of expected risky asset returns,  $\mathbf{1} = (1, \dots, 1)^\top \in \mathbb{R}^{n-1}$ , and  $\Delta\tilde{w}_t$ ,  $\mathbb{E}_t[\Delta\tilde{w}_t]$ , and  $\text{var}_t[\Delta\tilde{w}_t]$  are given by

$$\Delta\tilde{w}_t = (\Delta w_t, 1_{\{\omega=\omega_1\}}, \dots, 1_{\{\omega=\omega_{n-2}\}})^\top, \quad (20)$$

$$\mathbb{E}_t[\Delta\tilde{w}_t] = (0, \lambda\pi_1, \dots, \lambda\pi_{n-2})^\top \Delta t, \quad (21)$$

$$\text{var}_t[\Delta\tilde{w}_t] = \text{diag}\{1 - \lambda\Delta t, \lambda\pi_1, \dots, \lambda\pi_{n-2}\} \Delta t - \mathbb{E}_t[\Delta\tilde{w}_t] \mathbb{E}_t[\Delta\tilde{w}_t]^\top, \quad (22)$$

where  $1_{\{\omega=\omega_k\}}$  is an indicator function and  $\text{diag}\{\dots\}$  denotes a diagonal matrix.

The state price density process (19) preserves the structure of the familiar continuous-time process for  $\xi$  when there is no disaster risk. In particular, as in continuous-time, the drift and volatility terms of process (19) are driven by the interest rate  $r_t$  and the market prices of risk  $\Sigma^{-1}(\mu_t - r_t)$ , respectively. In a model without disasters  $\Delta\tilde{w}_t = \Delta w_t$ ,  $\mathbb{E}_t[\Delta\tilde{w}_t] = 0$ ,  $\text{var}[\Delta\tilde{w}_t] = \Delta t$ , and hence from equation (19) we obtain dynamics  $\Delta\xi_t = -\xi_t[r_t\Delta t + (\mu_t - r_t)/\sigma_t\Delta w_t]/(1 + r_t\Delta t)$ . As  $\Delta t \rightarrow 0$ , the dynamics for  $\xi_t$  converges (under

some technical assumptions) to the well-known process  $d\xi_t = -\xi_t[r_t dt + (\mu_t - r_t)/\sigma_t dw_t]$  [e.g., Duffie (2001)], where  $\mu_t$  and  $\sigma_t$  are stock mean-return and volatility, respectively. Next, we derive optimal consumptions and portfolios by solving dynamic programming problem (10). Proposition 1 reports the results.

**Proposition 1 (Optimal Consumption and Investment Policies).** *Investor  $i$ 's time- $t$  wealth-consumption ratio  $\Phi_{i,t} = \Phi_i(z_t, t)$  is an explicit function of time- $(t + \Delta t)$  wealth-consumption ratios in states  $\omega_n$  satisfying an explicit backward equation*

$$\Phi_{i,t} = e^{-\rho\psi_i\Delta t} \left( \mathbb{E}_t \left[ \left( \frac{\xi_{t+\Delta t}}{\xi_t} \right)^{\frac{\gamma_i-1}{\gamma_i}} \Phi_{i,t+\Delta t}^{\frac{\gamma_i-1}{\gamma_i(1-\psi_i)}} \right] \right)^{\frac{\gamma_i(1-\psi_i)}{\gamma_i-1}} + \Delta t, \quad \Phi_{i,T} = \Delta t. \quad (23)$$

Value function  $V_{i,t}$ , consumption growth  $c_{i,t+\Delta t}^*/c_{i,t}^*$  and portfolio  $\theta_{i,t}^*$  are given by:

$$V_{i,t} = \left( \Phi_{i,t} \frac{1 - e^{-\rho\Delta t}}{\Delta t} \right)^{\frac{1}{1-\psi_i}} \frac{W_{i,t}}{\Phi_{i,t}}, \quad (24)$$

$$\frac{c_{i,t+\Delta t}^*}{c_{i,t}^*} = e^{-\psi_i\rho\Delta t} \left( \frac{\xi_{t+\Delta t}}{\xi_t} \right)^{-\frac{1}{\gamma_i}} \left( \Phi_{i,t+\Delta t} \right)^{\frac{\gamma_i\psi_i-1}{\gamma_i(1-\psi_i)}} \left( \mathbb{E}_t \left[ \left( \frac{\xi_{t+\Delta t}}{\xi_t} \right)^{\frac{\gamma_i-1}{\gamma_i}} \left( \Phi_{i,t+\Delta t} \right)^{\frac{\gamma_i-1}{\gamma_i(1-\psi_i)}} \right] \right)^{\frac{\gamma_i\psi_i-1}{1-\gamma_i}}, \quad (25)$$

$$\begin{aligned} \theta_i^*(z_t, t) &= e^{-\psi_i\rho\Delta t} (\Sigma_t^{-1})^\top \mathbb{E}_t \left[ \left( \frac{\xi_{t+\Delta t}}{\xi_t} \right)^{-\frac{1}{\gamma_i}} \left( \frac{\Phi_{i,t+\Delta t}}{\Phi_{i,t}} \right)^{\frac{\gamma_i-1}{\gamma_i(1-\psi_i)}} \text{var}_t[\Delta\tilde{w}_t]^{-1} (\Delta\tilde{w}_t - \mathbb{E}_t[\Delta\tilde{w}_t]) \right] \\ &\quad \times \left( \mathbb{E}_t \left[ \left( \frac{\xi_{t+\Delta t}}{\xi_t} \right)^{\frac{\gamma_i-1}{\gamma_i}} \left( \frac{\Phi_{i,t+\Delta t}}{\Phi_{i,t}} \right)^{\frac{\gamma_i-1}{\gamma_i(1-\psi_i)}} \right] \right)^{\frac{\gamma_i\psi_i-1}{1-\gamma_i}}, \end{aligned} \quad (26)$$

where  $i = A, B$ ,  $\Delta\tilde{w}_t$ ,  $\mathbb{E}_t[\Delta\tilde{w}_t]$ , and  $\text{var}_t[\Delta\tilde{w}_t]$  are given by equations (20)–(22). Furthermore, the state price density  $\xi_t$  is related to consumption growths  $c_{i,t+\Delta t}^*/c_{i,t}^*$  as follows:

$$\frac{\xi_{t+\Delta t}}{\xi_t} = e^{-\rho\Delta t} \left( \frac{c_{i,t+\Delta t}^*}{c_{i,t}^*} \right)^{-\gamma_i} \Phi_{i,t+\Delta t}^{\frac{\gamma_i\psi_i-1}{1-\psi_i}} \left( \mathbb{E}_t \left[ \left( \frac{c_{i,t+\Delta t}^*}{c_{i,t}^*} \right)^{1-\gamma_i} \Phi_{i,t+\Delta t}^{\frac{(\gamma_i-1)\psi_i}{1-\psi_i}} \right] \right)^{\frac{\gamma_i\psi_i-1}{(1-\gamma_i)\psi_i}}, \quad i = A, B, \quad (27)$$

and marginal rate of substitution  $MRS_{i,t+\Delta t}(\omega_k) = (\partial U_{i,t}/\partial c_{i,t+\Delta t}(\omega_k))/(\partial U_{i,t}/\partial c_{i,t})$  is given by  $MRS_{i,t+\Delta t}(\omega_k) = \text{Prob}_t(\omega_k)\xi_{t+\Delta t}(\omega_k)/\xi_t$ .

Equations (23)–(26) demonstrate that consumption and portfolio choice problem can be solved by backward induction starting from the terminal date  $t = T$ , if the dynamics of asset prices are known. In particular, wealth consumption ratio  $\Phi_{i,t}$  is an explicit function of ratio  $\Phi_{i,t+\Delta t}$  from the previous step, and hence its calculation does not require solving any equations. The wealth-consumption ratios can then be used to calculate consumption growths  $c_{i,t+\Delta t}^*/c_{i,t}^*$  and portfolio weights  $\theta_{i,t}^*$  using equations (25) and (26), respectively.

The equations in Proposition 1 significantly simplify for CRRA preferences. In particular, substituting  $c_{i,t+\Delta t}^*/c_{i,t}^*$  from (25) into portfolio (26), after simple algebra, we obtain the following new characterization of portfolio weights

$$\begin{aligned} \theta_t^* = & \underbrace{e^{-\rho/\gamma_i \Delta t} (\Sigma_t^{-1})^\top \text{cov}_t \left[ \left( \frac{\xi_{t+\Delta t}}{\xi_t} \right)^{-\frac{1}{\gamma_i}}, \text{var}_t[\Delta \tilde{w}_t]^{-1} (\Delta \tilde{w}_t - \mathbb{E}_t[\Delta \tilde{w}_t]) \right]}_{\text{myopic demand}} \\ & + \underbrace{e^{-\rho/\gamma_i \Delta t} (\Sigma_t^{-1})^\top \text{cov}_t \left[ \frac{\Phi_{i,t+\Delta t} - \Phi_{i,t}}{\Phi_{i,t}} \left( \frac{\xi_{t+\Delta t}}{\xi_t} \right)^{-\frac{1}{\gamma_i}}, \text{var}_t[\Delta \tilde{w}_t]^{-1} (\Delta \tilde{w}_t - \mathbb{E}_t[\Delta \tilde{w}_t]) \right]}_{\text{hedging demand}}. \end{aligned} \quad (28)$$

Optimal weight (28) preserves the structure of continuous-time portfolios. In particular, the first term in equation (28) can be interpreted as myopic demand and the second term as hedging demand, as in continuous-time portfolio choice [e.g., Merton (1973); Liu (2007)]. Similar decomposition of portfolio weights can be obtained for the general case of Epstein-Zin preferences, but we do not present it for brevity.

## 2.2. General Equilibrium

In this section, we characterize the equilibrium. Equation (27) provides the state price density  $\xi_t$  in terms of either investor  $A$ 's or investor  $B$ 's consumptions. Equating the latter expressions for  $\xi_t$  and substituting in consumptions  $c_{A,t}^* = (1 - y_t)D_t$  and  $c_{B,t}^* = y_t D_t$ , we obtain the following system of equations for finding  $y_{t+\Delta t}$  as a function of  $y_t$  and state  $\omega$ :

$$\begin{aligned} \frac{\xi_{t+\Delta t}}{\xi_t} &= e^{-\rho \Delta t} \left( \frac{1 - y_{t+\Delta t}}{1 - y_t} \frac{D_{t+\Delta t}}{D_t} \right)^{-\gamma_A} \Phi_{A,t+\Delta t}^{\frac{\gamma_A \psi_A - 1}{1 - \psi_A}} \left( \mathbb{E}_t \left[ \left( \frac{1 - y_{t+\Delta t}}{1 - y_t} \frac{D_{t+\Delta t}}{D_t} \right)^{1 - \gamma_A} \Phi_{A,t+\Delta t}^{-\frac{(1 - \gamma_A) \psi_A}{1 - \psi_A}} \right] \right)^{\frac{\gamma_A \psi_A - 1}{(1 - \gamma_A) \psi_A}} \\ &= e^{-\rho \Delta t} \left( \frac{y_{t+\Delta t}}{y_t} \frac{D_{t+\Delta t}}{D_t} \right)^{-\gamma_B} \Phi_{B,t+\Delta t}^{\frac{\gamma_B \psi_B - 1}{1 - \psi_B}} \left( \mathbb{E}_t \left[ \left( \frac{y_{t+\Delta t}}{y_t} \frac{D_{t+\Delta t}}{D_t} \right)^{1 - \gamma_B} \Phi_{B,t+\Delta t}^{-\frac{(1 - \gamma_B) \psi_B}{1 - \psi_B}} \right] \right)^{\frac{\gamma_B \psi_B - 1}{(1 - \gamma_B) \psi_B}}. \end{aligned} \quad (29)$$

Intuitively, equation (29) holds because investors' marginal rates of substitution, derived in Proposition 1, are equal due to market completeness. We solve the system of equations (29) using Newton's method [e.g., Judd (1998)], and derive time- $(t + \Delta t)$  consumption shares  $y_{t+\Delta t}(y_t; \omega_k)$  in states  $\omega_1, \dots, \omega_n$ . Substituting shares  $y_{t+\Delta t}$  back into equation (29), we obtain process  $\xi_{t+\Delta t}/\xi_t$ . Then, we use  $\xi_{t+\Delta t}/\xi_t$  to obtain asset prices and their moments from recursive equations (6)–(8). Proposition 2 below summarizes the results.

**Proposition 2 (Equilibrium Processes).** *Interest rate  $r_t$ , risk premium  $\mu_t - r_t \underline{1}$ , price-*

dividend ratio  $\Psi_t$  and volatility  $\Sigma_t$  are functions of consumption share  $y_t$ , given by

$$r_t = \left( \frac{1}{\mathbb{E}_t[\xi_{t+\Delta t}/\xi_t]} - 1 \right) \frac{1}{\Delta t}, \quad (30)$$

$$\mu_t - r_t \mathbf{1} = - \frac{\Sigma_t \text{cov}_t(\xi_{t+\Delta t}/\xi_t, \Delta \tilde{w}_t)}{\mathbb{E}_t[\xi_{t+\Delta t}/\xi_t] \Delta t}, \quad (31)$$

$$\Psi_t = \mathbb{E}_t \left[ \frac{\xi_{t+\Delta t}}{\xi_t} \frac{D_{t+\Delta t}}{D_t} (\Psi_{t+\Delta t} + \Delta t) \right], \quad \Psi_T = 0, \quad (32)$$

$$\Sigma_t = \mathbb{E}_t \left[ R_{t+\Delta t} \left( \text{var}_t[\Delta \tilde{w}_t]^{-1} (\Delta \tilde{w}_t - \mathbb{E}_t[\Delta \tilde{w}_t]) \right)^\top \right], \quad (33)$$

where  $\Delta \tilde{w}$ ,  $\mathbb{E}_t[\Delta \tilde{w}]$ , and  $\text{var}_t[\Delta \tilde{w}]$  are given by equations (20)–(22),  $\xi_{t+\Delta t}/\xi_t$  is given by equation (29),  $\mathbf{1} = (1, \dots, 1)^\top \in \mathbb{R}^{n-1}$  and risky assets returns  $R_{t+\Delta t}$  are given by

$$R_{t+\Delta t} = \left( \frac{\Psi_{t+\Delta t} + \Delta t}{\Psi_t} \frac{D_{t+\Delta t}}{D_t}, \frac{P_{1,t+\Delta t} + D_{1,t+\Delta t}}{P_{1,t}}, \dots, \frac{P_{n-2,t+\Delta t} + D_{n-2,t+\Delta t}}{P_{n-2,t}} \right)^\top - \mathbf{1}. \quad (34)$$

Furthermore, consumption share  $y_t$  follows process (16) where  $m_{y,t} = \mathbb{E}_t[\Delta y_t/y_t | \text{normal}]/\Delta t$  and  $(\sigma_{y,t}, J_y(\omega_1), \dots, J_y(\omega_n))^\top = \mathbb{E}_t[y_{t+\Delta t}/y_t \text{var}_t[\Delta \tilde{w}_t]^{-1} (\Delta \tilde{w}_t - \mathbb{E}_t[\Delta \tilde{w}_t])]$ .

To provide further intuition for the role of rare events, we obtain closed-form expressions for the equilibrium processes when investors have identical risk aversions, and when the economy is populated by homogeneous agents. When  $\gamma_A = \gamma_B$  the analysis is simplified by the fact that aggregate consumption growth  $D_{t+\Delta t}/D_t$  cancels out in equation (29) for consumption share  $y_{t+\Delta t}$ . To provide tractable expressions, we pass to continuous time limit. Proposition 3 reports the results.

**Proposition 3 (Closed-Form Solutions).** 1) Suppose investors have identical risk aversions  $\gamma_A = \gamma_B = \gamma$ . Then, in the continuous-time limit  $\Delta t \rightarrow 0$  processes  $r_t$ ,  $\Sigma_t^{-1}(\mu_t - r_t \mathbf{1})$ ,  $\mu_{s,t} - r_t$  and  $\Sigma_{s,t}$  are given by

$$r_t = \rho + \gamma m_D - \frac{\gamma(1+\gamma)}{2} \sigma_D^2 - \lambda \left( \mathbb{E} \left[ (1 + J_D(\omega))^{-\gamma} | \text{disaster} \right] - 1 \right) \quad (35)$$

$$+ \left( \frac{1}{\psi_B y_t + \psi_A (1 - y_t)} - \gamma \right) \left( m_D - \frac{\gamma}{2} \sigma_D^2 + \lambda \mathbb{E} \left[ \frac{(1 + J_D(\omega))^{1-\gamma} - 1}{1 - \gamma} | \text{disaster} \right] \right),$$

$$\Sigma_t^{-1}(\mu_t - r_t \mathbf{1}) = \left( \gamma \sigma_D, -\lambda \pi_1 ((1 + J_1)^{-\gamma} - 1), \dots, -\lambda \pi_{n-2} ((1 + J_{n-2})^{-\gamma} - 1) \right)^\top, \quad (36)$$

$$\mu_{s,t} - r_t = \gamma \sigma_D^2 - \lambda \mathbb{E} \left[ (1 + J_D(\omega))^{-\gamma} J_D(\omega) | \text{disaster} \right] + \lambda \mathbb{E} \left[ J_D(\omega) | \text{disaster} \right], \quad (37)$$

$$\Sigma_{s,t} = (\sigma_D, J_D(\omega_1), \dots, J_D(\omega_{n-2}))^\top. \quad (38)$$



2) In the homogeneous-investor economy with  $\gamma_A = \gamma_B = \gamma$  and  $\psi_A = \psi_B = \psi$ , in the limit  $\Delta t \rightarrow 0$  wealth-consumption ratio  $\Psi$  and insurance prices  $P_k$  are given by

$$\Psi_t = \frac{1 - e^{-(r+(\mu_S-r)-\mu_D)(T-t)}}{r + (\mu_S - r) - \mu_D}, \quad P_{k,t} = \lambda \pi_k (1 + J_k)^{-\gamma} \frac{1 - e^{-r(T-t)}}{r}, \quad (39)$$

where  $r$  is given by equation (35) with  $\psi_A = \psi_B = \psi$ ,  $\mu_D = m_D + \lambda \mathbb{E}_t[J_D(\omega)|\text{disaster}]$  is expected dividend growth rate, and  $\mu_S - r$  is given by equation (37).

Proposition 3 demonstrates that the heterogeneity in intertemporal elasticities of substitution affects only interest rates in the economy, whereas the market prices of risk, risk premia, and stock return volatility are constant and unaffected by EIS. Furthermore, in a homogeneous-investor economy with  $\psi_A = \psi_B = \psi$ ,  $\gamma_A = \gamma_B = \gamma$  and infinite horizon from Equations (35), (37) and (39) we obtain interest rate  $r$  and price-dividend ratio  $\Psi$  in Barro (2009) in the following form

$$r = \rho + \frac{1}{\psi} m_D - \frac{\gamma(1+\psi)}{2\psi} \sigma_D^2 + \left(\frac{1}{\psi} - 1\right) \lambda \mathbb{E}_t \left[ \frac{(1+J_D)^{1-\gamma} - 1}{1-\gamma} \middle| \text{disaster} \right] + \lambda \mathbb{E}_t \left[ (1+J_D)^{-\gamma} J_D \middle| \text{disaster} \right], \quad (40)$$

$$\Psi = \frac{1}{\rho - \left(1 - \frac{1}{\psi}\right) \left(m_D - \frac{\gamma}{2} \sigma_D^2 + \lambda \mathbb{E}_t \left[ \frac{(1+J_D)^{1-\gamma} - 1}{1-\gamma} \middle| \text{disaster} \right] \right)}. \quad (41)$$

Equations (40) and (41) highlight the effects of EIS  $\psi$  on interest rate  $r$  and price-dividend ratio  $\Psi$ . We use the latter equations in Section 3 to facilitate the economic intuition for the results. The second term in (40) captures the consumption smoothing effect. This term decreases with higher  $\psi$  because investors with higher EIS tend to save more for consumption smoothing purposes, which pushes down the interest rates. The last three terms in (40) capture the effect of precautionary savings due to small risks and rare events. In particular, coefficient  $\gamma(1+\psi)$  in the third term measures the investor's prudence parameter for small risks  $\Delta w_t$  [e.g., Kimball and Weil (2009)]. The impact of the latter terms diminishes with higher  $\psi$  because the investor saves more for consumption smoothing, and hence has lower demand for precautionary savings. Finally, Equation (41) shows that the economic uncertainty, captured by volatility  $\sigma_D$  and disaster intensity  $\lambda$ , increases (decreases) price-dividend ratio for  $\psi < 1$  ( $\psi > 1$ ), as in the related literature [e.g., Bansal and Yaron (2004); Barro (2009)].

Description	Notation	Value
mean growth rate	$m_D$	1.8%
growth rate volatility	$\sigma_D$	3.6%
jump intensity	$\lambda$	1.7%
jump in state $\omega_1$	$J_D(\omega_1)$	-20%
jump in state $\omega_2$	$J_D(\omega_2)$	-30%
jump in state $\omega_3$	$J_D(\omega_3)$	-55%
conditional probability of state $\omega_1$	$\pi_1$	0.55
conditional probability of state $\omega_2$	$\pi_2$	0.3
conditional probability of state $\omega_3$	$\pi_3$	0.15
time interval	$\Delta t$	1/250
horizon	$T$	200

**Table 1**

**Parameters of Aggregate Consumption Process**

Dividend growth rates  $m_D$  and volatilities  $\sigma_D$  in normal times are from Campbell (2003); intensity  $\lambda$ , jump sizes  $J(\omega)$  and conditional probabilities  $\pi(\omega)$  are approximated from Barro (2006).

### 3. Analysis of Equilibrium

In this section, we study the equilibrium processes. Figure 2 reports equilibrium interest rates  $r$ , risk premia  $\mu_S - r$ , price-dividend ratios  $\Psi$ , and excess volatilities  $(\sigma_t - \sigma_D)/\sigma_D$  as functions of consumption share  $y_t$  in the economy without rare disasters (solid lines) and with rare disasters (dashed lines). Left, middle and right panels of Figure 2 correspond to the cases  $\psi_A = \psi_B = 1.5$ ,  $\psi_A = \psi_B = 0.5$  and CRRA preferences, respectively, for calibrated model parameters given in Table 1. In the calibration, we take dividend growth rates  $m_D$  and volatilities  $\sigma_D$  in normal times from Campbell (2003), and the probability of disaster  $\lambda$  from Barro (2006). Jump sizes  $J(\omega)$  and probabilities  $\pi(\omega)$  are obtained by approximating the distribution of disaster sizes in Barro (2006) by a trinomial distribution. We also fix  $\Delta t = 1/250$  and  $T = 200$  so that the results are not affected by the discreteness and the horizon, and set risk aversions to  $\gamma_A = 3$  and  $\gamma_B = 5$  and time discount to  $\rho = 2\%$ .

For brevity, we do not report drifts and volatilities of process (16) for consumption share  $y_t$ . We note, however, that the volatility of share  $y_t$  in normal times  $\sigma_y$  is negative, and hence changes  $\Delta y_t$  are negatively correlated with dividend changes  $\Delta D_t$ , conditional on being in normal times. Intuitively, a negative shock to dividend  $D_t$  increases consumption share  $y$  of the risk averse investor  $B$  because investor  $A$  holds larger fraction of wealth in

stocks and hence loses more wealth and consumption in bad times. Therefore, following the literature [e.g., Longstaff and Wang (2012); Gârleanu and Panageas (2014)], we call process  $y_t$  *countercyclical*. Accordingly, a process  $f(y_t)$  is countercyclical (procyclical) if  $f(y_t)$  is an increasing (decreasing) function of  $y_t$ .

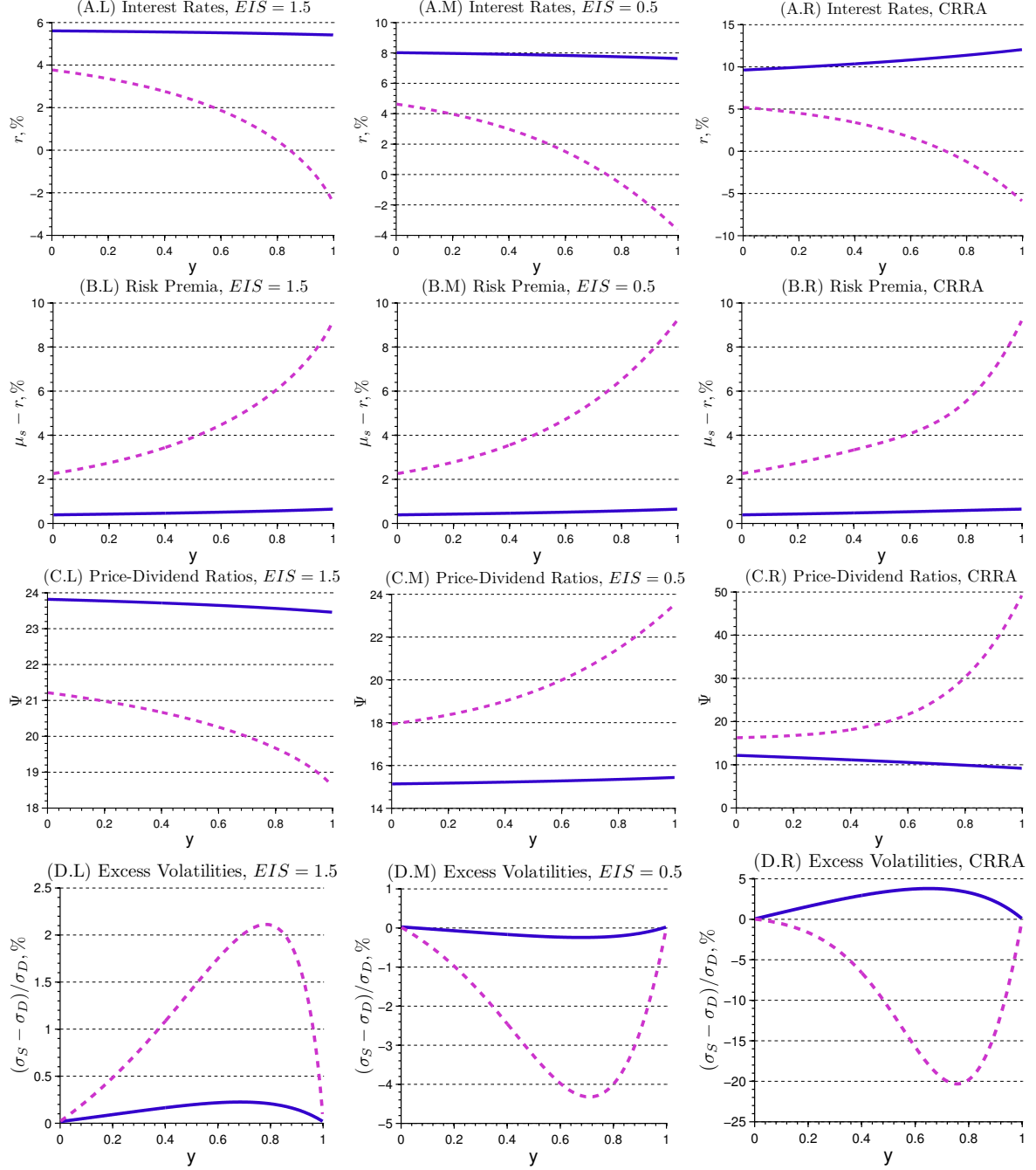
We explore under what conditions our model can generate the equilibrium dynamics consistent with the data, such as, procyclical interest rates  $r$  and countercyclical risk premia  $\mu_s - r$  [e.g., Ferson and Harvey (1991)], procyclical price-dividend ratios  $\Psi$ , countercyclical volatilities  $\sigma_t$ , and excess volatility  $(\sigma_t - \sigma_D)/\sigma_D > 0$  [e.g., Shiller (1981); Schwert (1989); Campbell and Cochrane (1999)]. We draw two main conclusions from the results on Figure 2. First, the dynamic properties of equilibrium processes can be matched using heterogeneous preferences instead of time-varying probabilities of disasters. Second, Epstein-Zin preferences with  $\psi > 1$  are crucial for generating these dynamics, and they cannot be replaced by more tractable CRRA preferences.

More specifically, with  $\psi > 1$  the interest rates [Panel (A.L)] and price-dividend ratio [Panel (C.L)] are decreasing functions of share  $y_t$ , and hence are procyclical. Similarly, risk premia [Panel (B.L)] are countercyclical, stock return volatilities [Panel (D.L)] exceed dividend volatilities and are countercyclical over a wide interval of shares  $y$ , consistent with the data. In contrast, for  $\psi < 1$  and CRRA preferences, counterfactually, price-dividend ratios are countercyclical [Panels (C.M) and (C.R)], volatilities are procyclical [Panels (D.M) and (D.R)], and stocks are less volatile than dividends.<sup>7</sup> Next, we provide the intuition for the results.

Panels (A.L), (A.M), and (A.R) of Figure 2 show the interest rates. We observe, that higher EIS decreases interest rates because investors with higher EIS save more for consumption smoothing purposes. Furthermore, the fear of rare disasters decreases the interest rates due to precautionary savings motive [e.g., Barro (2006)]. The latter effect is stronger when consumption share  $y_t$  of risk averse investor  $B$  is high, which makes rates  $r$  procyclical. In the CRRA case interest rates are countercyclical in the absence of rare events because investor  $B$  has low EIS  $\psi_B = 1/\gamma_B$ , and hence saves less for consumption smoothing, which offsets the precautionary savings motive.

---

<sup>7</sup>The sizes of volatilities  $\sigma_t$  are significantly lower than in the data. The difficulty of matching the magnitudes of volatilities [e.g., Heaton and Lucas (1996)] is common for general equilibrium models. Because the risk premia are given by the product of Sharpe ratios and volatilities, they are also lower than in the data. To generate larger magnitudes, in Section 4.1 we following Barro (2006) and extend the model to the case of levered claims on consumption.



**Figure 2**  
**Equilibrium Processes**

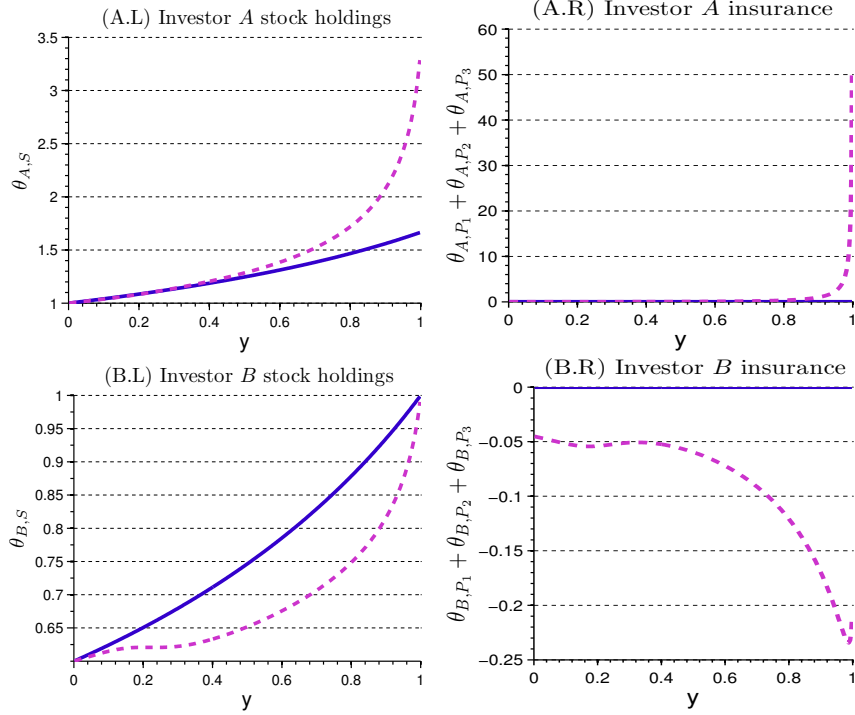
Solid (dashed) lines show the processes for economies without (with) disaster risk. Risk aversions are  $\gamma_A = 3$  and  $\gamma_B = 5$ , and time discount parameter is  $\rho = 2\%$ . Left, middle, and right panels correspond to cases  $\psi_A = \psi_B = 1.5$ ,  $\psi_A = \psi_B = 0.5$ , and  $\psi_A = 1/\gamma_A$  and  $\psi_B = 1/\gamma_B$ , respectively.

Panels (B.L), (B.M), and (B.R) show risk premia  $\mu_S - r$ . We find that the EIS has small impact on  $\mu_S - r$ , consistent with the results in Section 2. Risk premia are higher when share  $y_t$  of investor  $B$  is high because investor  $B$  requires higher compensation for risk, which makes these ratios countercyclical. Moreover, the fear of rare disasters significantly increases  $\mu_S - r$ , bringing them in line with the estimate of 6% [e.g., Barro (2006)].

The dynamics of interest rates and risk premia and the EIS determine the dynamics of price-dividend ratios  $\Psi$ , shown on Panels (C.L), (C.M), and (C.R). In particular, we find that Gordon's growth formula  $\Psi = (1 - \exp\{-(r + (\mu_S - r) - \mu_D)\}) / (r + (\mu_S - r) - \mu_D)$  derived in Proposition 3 for homogeneous-investor economies provides a good approximation also for the economies with heterogeneous investors [e.g., Chabakauri (2013, 2015)]. Therefore, counter- or pro- cyclicalities of  $r$  and  $\mu_S - r$  determine the properties of  $\Psi$ . In particular,  $\Psi$  is procyclical when  $\psi > 1$ , but countercyclical for  $\psi < 1$  and CRRA preferences. We also observe that rare disasters make  $\Psi$  more procyclical (countercyclical) for  $\psi > 1$  ( $\psi < 1$ ). Moreover, the fear of disasters decreases (increases) wealth-consumption ratios when  $\psi > 1$  ( $\psi < 1$ ), consistent with equation (41) and discussion in Section 2.

Panels (D.L), (D.M), and (D.R) show the excess volatilities of stock returns over the volatilities of dividends conditional on being in normal times,  $(\sigma_t - \sigma_D) / \sigma_D$ . The dynamic properties of volatilities are determined by those of price-dividend ratios because stock price is given by  $S_t = \Psi_t D_t$ . Consequently, when  $\psi > 1$ , and hence  $\Psi_t$  is procyclical [see Panel (C.L)], both  $\Psi_t$  and  $D_t$  move in the same direction, which gives rise to positive excess volatility. Furthermore, volatilities turn out to be countercyclical over a large interval of consumption shares  $y_t$ . When  $\psi < 1$  or the investors have CRRA preferences, ratio  $\Psi_t$  is countercyclical, and hence its variation cancels the variation in dividends, leading to lower volatility. We note that the results for total volatilities  $\Sigma_{S,t}^\top \text{var}_t[\Delta \tilde{w}_t] \Sigma_{S,t}$  are qualitatively the same, and hence are not reported for brevity.

Finally, we look at portfolio weights of investors for the case of  $\psi_A = \psi_B = 1.5$ . Figure 3 shows the fractions of wealth that investors  $A$  and  $B$  invest in stocks [Panels (A.L) and (A.R)] and in insurance contracts [Panels (B.L) and (B.R)]. Dashed and solid lines correspond to the economies with and without rare events, respectively. The results on Figure 3 demonstrate that investor  $A$  increases the investment in stocks to take advantage of high risk premia in the economy whereas more risk averse investor  $B$  decreases the investment in stocks. The increase in the stockholding of investor  $A$  is financed by leverage, and hence  $\theta_{A,S} > 1$ , as in related models with heterogeneous investors [e.g., Longstaff and



**Figure 3**  
**Portfolio Strategies**

Solid (dashed) lines show the processes for economies without (with) disaster risk. Risk aversions are  $\gamma_A = 3$  and  $\gamma_B = 5$ , EIS  $\psi_A = \psi_B = 1.5$ , and time discount parameter is  $\rho = 2\%$ .

Wang (2012); Chabakauri (2013, 2015), among others]. Investor  $A$  holds highly levered position in risky assets when  $y \approx 1$ , which is made possible by very low real interest rates [see Panel (A.L) of Figure 2].

Moreover, as investor  $A$ 's consumption share decreases, that is,  $1 - y_t$  goes down, investor  $A$  increases the investment in insurance contracts. This is because when  $1 - y_t$  is low, investor  $A$ 's consumption and wealth are low, and hence the investor becomes more sensitive to disaster risk. We note that investor  $B$  allocates only a small fraction of wealth to insurance contracts. The fraction invested by investor  $A$  in long positions in insurance contracts is larger, but only in states where their consumption share  $1 - y_t$  is small. As a result, overall, the insurance trading has small impact on risk sharing in the economy.

Panels (B.L) and (B.R) demonstrate that, surprisingly, in the economy with rare disasters more risk averse investor  $B$  sells insurance to less risk averse investor  $A$  because the latter has very high exposure to disaster risk. Dieckmann and Gallmeyer (2005) find a similar result in economies with two CRRA investors with risk aversions  $\gamma_A = 1$  and

$\gamma_B = 0.5$  and  $\gamma_A = 1$  and  $\gamma_B = 2$ . They demonstrate that the consumption share of the less risk averse investor is a convex function of the aggregate consumption  $D_t$ , and hence has a structure which resembles a call option. The convexity arises because investor  $A$  is overexposed to stock market, and hence has very high consumption share  $1 - y_t$  when  $D_t$  is high, and very low share when  $D_t$  is low. By the put-call parity, the call is a sum of long positions in put and stock, and a short position in bond. Buying put and stock is equivalent to buying portfolio insurance. Therefore, investor  $A$  effectively buys insurance to protect consumption in bad states of the economy, where  $D_t$  is low [e.g., Dumas (1989); Dieckmann and Gallmeyer (2005)]. Without rare events the portfolio insurance is redundant and can be replicated by stock trading. However, in our economy, insurance is non-redundant, and hence has to be purchased by investor  $A$  from investor  $B$ .<sup>8</sup>

## 4. Extensions

### 4.1. Levered Claims on Consumption

In this section, following the literature [e.g., Barro (2006); Martin (2013a); among others], we study the risk premia and stock return volatilities of levered claims on consumption. Incorporating leverage improves the magnitude of risk premia and stock return volatilities, compared to the results in Section 3. Specifically, we consider securities with the stream of payoffs given by  $D_t^\eta \Delta t$ . As argued in the literature [e.g., Campbell (2003); Barro (2006); Martin (2013a)], setting  $\eta > 1$  is a tractable way of capturing the effects of leverage. We use the same SPD  $\xi_t$  as in Sections 1-3 and price levered claims using backward equation

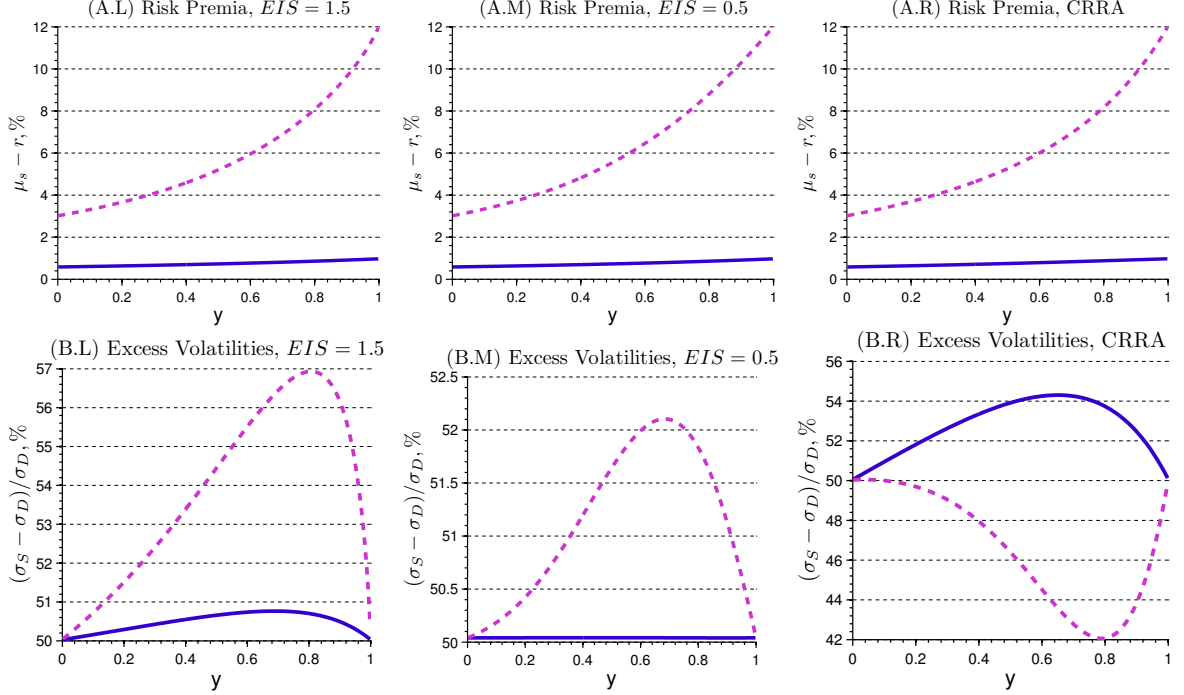
$$S_t = \mathbb{E}_t \left[ \frac{\xi_{t+\Delta t}}{\xi_t} (S_{t+\Delta t} + D_{t+\Delta t}^\eta \Delta t) \right], \quad (42)$$

where  $S_T = 0$ , which is analogous to Equation (4) for pricing claims on consumption.

Following Barro (2006), we set  $\eta = 1.5$ , whereas all other exogenous parameters remain the same as in Section 3. Figure 4 shows the risk premia and return volatilities for the levered claims. Similarly to Barro (2006), we observe that incorporating leverage further increases the risk premia and stock return volatilities. However, we note that despite the large increases in volatilities, the latter remain lower than in the data.

---

<sup>8</sup>Although in our model with Epstein-Zin preferences  $y_t$  cannot be derived as a function of consumption  $D_t$ , the intuition remains the same. The less risk averse investor  $A$  purchases insurance because, being overexposed to stock market, she has very low consumption share in bad times when  $D_t$  is low.



**Figure 4**

### Risk Premia and Return Volatilities for Levered Claims on Consumption

Solid (dashed) lines show the processes for economies without (with) disaster risk. Risk aversions  $\gamma_A = 3$  and  $\gamma_B = 5$ , and time discount parameter is  $\rho = 2\%$ . Left, middle, and right panels correspond to cases  $\psi_A = \psi_B = 1.5$ ,  $\psi_A = \psi_B = 0.5$ , and  $\psi_A = 1/\gamma_A$  and  $\psi_B = 1/\gamma_B$ , respectively. The claims have payoffs  $D_t^\eta \Delta t$ , where the leverage parameter is  $\eta = 1.5$ .

## 4.2. Heterogeneous Beliefs

Here, we study an extension of the model in Section 2 in which investors agree on observed prices and dividends but disagree on the intensity of disasters  $\lambda$ , because the latter are difficult to estimate due to insufficient number of observations [e.g., Chen, Joslin, Tran (2012)]. We assume that investor  $A$  has correct estimate of intensity  $\lambda$ , whereas investor  $B$  believes that the intensity is  $\lambda_B$ . For the sake of tractability, we assume that investor  $B$  does not update intensity  $\lambda_B$ . Proposition 4 below generalizes equation (29) to the case of heterogeneous beliefs and derives the equilibrium.

**Proposition 4 (Equilibrium Processes Under Heterogeneous Beliefs).** *Investors' state price densities satisfy equation  $\xi_{A,t+\Delta t}/\xi_{A,t} = \eta(\omega_k)\xi_{B,t+\Delta t}/\xi_{B,t}$  in states  $\omega_k$ , where  $\eta(\omega_k)$  is Radon-Nikodym derivative of investor  $B$ 's subjective probability measure  $\mathbb{Q}$  with respect to the correct measure  $\mathbb{P}$ . Investor  $B$ 's consumption shares  $y_{t+\Delta t}(y_t; \omega_k)$  at time*



$t + \Delta t$  in states  $w_k$  as functions of time- $t$  share  $y_t$  satisfy the following system of equations:

$$\begin{aligned} & \left( \frac{1 - y_{t+\Delta t}(y_t; \omega_k)}{1 - y_t} \frac{D_{t+\Delta t}}{D_t} \right)^{-\gamma_A} \Phi_{A,t+\Delta t}^{\frac{\gamma_A \psi_A - 1}{1 - \psi_A}} \left( \mathbb{E}_t \left[ \left( \frac{1 - y_{t+\Delta t}}{1 - y_t} \frac{D_{t+\Delta t}}{D_t} \right)^{1 - \gamma_A} \Phi_{A,t+\Delta t}^{-\frac{(1 - \gamma_A) \psi_A}{1 - \psi_A}} \right] \right)^{\frac{\gamma_A \psi_A - 1}{(1 - \gamma_A) \psi_A}} = \\ & \eta(\omega_k) \left( \frac{y_{t+\Delta t}(y_t; \omega_k)}{y_t} \frac{D_{t+\Delta t}}{D_t} \right)^{-\gamma_B} \Phi_{B,t+\Delta t}^{\frac{\gamma_B \psi_B - 1}{1 - \psi_B}} \left( \mathbb{E}_t^B \left[ \left( \frac{y_{t+\Delta t}}{y_t} \frac{D_{t+\Delta t}}{D_t} \right)^{1 - \gamma_B} \Phi_{B,t+\Delta t}^{-\frac{(1 - \gamma_B) \psi_B}{1 - \psi_B}} \right] \right)^{\frac{\gamma_B \psi_B - 1}{(1 - \gamma_B) \psi_B}}, \end{aligned} \quad (43)$$

where  $\eta(\omega_1) = \dots = \eta(\omega_{n-2}) = \lambda_B / \lambda$ ,  $\eta(\omega_{n-1}) = \eta(\omega_n) = (1 - \lambda_B) / (1 - \lambda)$ , and  $\mathbb{E}_t^B[\cdot]$  is expectation under investor  $B$ 's probability measure. Interest rate  $r_t$ , risk premia under correct beliefs  $\mu_t - r_t \mathbf{1}$ , and the volatility matrix  $\Sigma$  are given by equations (30)–(33), in which all expectations are under the correct beliefs of investor  $A$ , and the state price density is that of investor  $A$ , and  $\xi_A$  is given by the first equality in equation (29).

We obtain the dynamics of consumption shares  $y_{t+\Delta t}$  by solving equations (43) numerically. Then, similarly to Section 3, we obtain state price density  $\xi_A$  from equation (29) and the equilibrium processes from Proposition 2. We find that making investor  $B$  pessimistic (i.e., making  $\lambda_B > \lambda$ ) improves the performance of the model by further decreasing interest rates and increasing risk premia and volatilities. The intuition for these results can be analyzed similarly to Section 3. For brevity, we do not report the results.

## 5. Conclusion

This paper studies asset pricing with rare events and investor heterogeneity in a pure exchange Lucas (1978) economy. It demonstrates that EIS has significant impact on asset prices, and the model with  $\text{EIS} > 1$  provides the best match with the data. This model generates low procyclical interest rates, large countercyclical risk premia, procyclical price-dividend ratios, and excess volatility. Moreover, the anticipation of rare events decreases price-dividend ratios and increases stock price volatilities when  $\text{EIS} > 1$ . The economies with  $\text{EIS} \leq 1$  or CRRA preferences generate counterfactual dynamics of asset prices.

The paper finds that the more risk averse investor provides insurance to the less risk averse investor in equilibrium, because the latter holds a very large fraction of wealth in stocks. Finally, we develop new methodology which provides tractable approach for finding optimal consumptions, portfolio strategies, and other equilibrium processes. The tractability of the solution method allows us to obtain closed-form expressions for the equilibrium processes when both investors have identical risk aversions but different EIS.

## Appendix A

**Lemma A.1 (Convergence of Multinomial Processes).** *In the continuous time limit  $\Delta t \rightarrow 0$  the cumulative distribution function of dividend  $D_t$ , which follows process (1), converges to the cumulative distribution function of a dividend following a continuous time Lévy process, given by*

$$dD_t = D_t[m_D dt + \sigma_D dw_t + J_D(\omega)\Delta j_t], \quad (\text{A1})$$

where  $w_t$  is a Brownian motion and  $j_t$  is a Poisson jump process with intensity  $\lambda$ .

**Proof of Lemma A.1.** Consider a characteristic function  $\varphi_{\Delta t}(p) = \mathbb{E}[e^{ip \ln(D_t/D_0)}]$  of random variable  $\ln(D_t)$ , where  $D_t$  follows process (1). Because  $\Delta D_t$  are i.i.d., we obtain

$$\begin{aligned} \varphi_{\Delta t}(p) &= \left( \mathbb{E} \left[ (1 + m_D \Delta t + \sigma_D \Delta w_t + J_D(\omega) \Delta j_t)^{ip} \right] \right)^{\frac{t}{\Delta t}} \\ &= \left( (1 - \lambda \Delta t) \mathbb{E} \left[ (1 + m_D \Delta t + \sigma_D \Delta w_t)^{ip} \mid \text{normal} \right] \right. \\ &\quad \left. + \lambda \Delta t \mathbb{E} \left[ (1 + m_D \Delta t + J_D(\omega))^{ip} \mid \text{disaster} \right] \right)^{\frac{t}{\Delta t}} \\ &= \left( 1 + ip m_D \Delta t + \frac{ip(ip-1)}{2} \sigma_D^2 \Delta t \right. \\ &\quad \left. + \lambda \Delta t \mathbb{E}_t \left[ (1 + J_D(\omega))^{ip} - 1 \mid \text{disaster} \right] + o(\Delta t) \right)^{\frac{t}{\Delta t}}. \end{aligned} \quad (\text{A2})$$

Taking limit  $\Delta t \rightarrow 0$  we find that  $\varphi_{\Delta t}(p)$  point-wise converges to function  $\varphi(p)$ , given by

$$\varphi(p) = \exp \left( ip t m_D + \frac{ip(ip-1)}{2} t \sigma_D^2 + \lambda t \mathbb{E}_t \left[ (1 + J_D(\omega))^{ip} - 1 \right] \right). \quad (\text{A3})$$

Function (A3) is a characteristic function for Lévy process (A1) [e.g., Shreve (2004)]. Therefore, the distribution function for the discrete-time process  $D_t$  converges to the distribution of Lévy process (A1) by Lévy's continuity theorem [e.g., Shiryaev (1996)]. ■

**Proof of Lemma 1.** Suppose, state price density follows process  $\Delta \xi_t = \xi_t [a_t \Delta t + b_t^\top (\Delta \tilde{w}_t - \mathbb{E}_t[\Delta \tilde{w}_t])]$ , where  $\Delta \tilde{w}_t$  is given by equation (20). Next, we find coefficients  $a_t$  and  $b_t$  from the condition that equations (6)–(8) for asset prices are satisfied. The vector of time- $(t + \Delta t)$  risky asset returns can be written as  $R_{t+\Delta t} = 1 + \mu_t \Delta t + \Sigma_t (\Delta \tilde{w}_t - \mathbb{E}_t[\Delta \tilde{w}_t])$ , where  $\mu_t = m_t + \Sigma_t \mathbb{E}_t[\Delta \tilde{w}_t] / \Delta t$  is the vector of risky assets expected returns. The equations (6)–(8) for asset prices imply that  $\mathbb{E}_t[\xi_{t+\Delta t} / \xi_t B_{t+\Delta t} / B_t] = 1$  and  $\mathbb{E}_t[\xi_{t+\Delta t} / \xi_t R_{t+\Delta t}] = 1$ .

Substituting  $B_{t+\Delta t}/B_t$  and  $R_{t+\Delta t}$  into the latter equations, we obtain two equations

$$(1 + a_t \Delta t)(1 + r_t \Delta t) = 1, \quad (\text{A4})$$

$$(1 + a_t \Delta t)(1 + \mu_t \Delta t) + \Sigma_t \text{var}_t[\Delta \tilde{w}_t] b_t = 1. \quad (\text{A5})$$

Solving equations (A4)–(A5) we obtain process (19) for the state price density.  $\blacksquare$

**Proof of Proposition 1.** Suppose, all processes are functions of a Markovian state variable  $z_t$ . The investor solves the following dynamic programming problem:

$$V_i(W_t, z_t, t) = \max_{c_{i,t}, \theta_{i,t}} \left[ (1 - e^{-\rho \Delta t}) c_{i,t}^{1-1/\psi_i} + e^{-\rho \Delta t} \left( \mathbb{E}_t [V_i(W_{t+\Delta t}, z_{t+\Delta t}, t + \Delta t)^{1-\gamma_i}] \right)^{\frac{1-1/\psi_i}{1-\gamma_i}} \right]^{\frac{1}{1-1/\psi_i}}. \quad (\text{A6})$$

For simplicity, we omit subscript  $i$  for the rest of the proof. Next, we substitute  $W_{t+\Delta t}$  from budget constraint (11) into optimization (A6), and taking derivatives with respect to  $c_{i,t}$  and  $\theta_{i,t}$  we obtain the following first order conditions:

$$e^{-\rho \Delta t} \left( \mathbb{E}_t \left[ \frac{V_{t+\Delta t}^{1-\gamma}}{V_t^{1-\gamma}} \right] \right)^{\frac{\gamma-1/\psi}{1-\gamma}} \mathbb{E}_t \left[ \frac{\partial V_{t+\Delta t}}{\partial W_{t+\Delta t}} \frac{V_{t+\Delta t}^{-\gamma}}{V_t^{-\gamma}} (1 + r_t \Delta t) \Delta t \right] = (1 - e^{-\rho \Delta t}) \left( \frac{V_t}{c_t} \right)^{1/\psi}, \quad (\text{A7})$$

$$\mathbb{E}_t \left[ \frac{\partial V_{t+\Delta t}}{\partial W_{t+\Delta t}} \frac{V_{t+\Delta t}^{-\gamma}}{V_t^{-\gamma}} \left( (m_t - r_t) \Delta t + \Sigma_t \Delta \tilde{w}_t \right) \right] = 0. \quad (\text{A8})$$

To proceed further, we conjecture that  $c_t^* = W_t / \Phi(z_t, t)$  and that  $\theta_t^*$  does not depend on  $W_t$ , which can be verified by backward induction starting at terminal date  $T$ , where  $W_T = c_T^* \Delta t$ , and hence  $\Phi_i(z_T, T) = \Delta t$ . To find  $\partial V / \partial W$ , we substitute  $c_t^*$  and  $\theta_t^*$  into equation (A6), and differentiating  $V_t$  in (A6) with respect to  $W_t$  we obtain:

$$\begin{aligned} \frac{\partial V_t}{\partial W_t} = & V_t^{1/\psi} \left( (1 - e^{-\rho \Delta t}) c_t^{-1/\psi} \frac{1}{\Phi_t} + e^{-\rho \Delta t} \left( \mathbb{E}_t [V_{t+\Delta t}^{1-\gamma}] \right)^{\frac{\gamma-1/\psi}{1-\gamma}} \mathbb{E}_t \left[ \frac{\partial V_{t+\Delta t}}{\partial W_{t+\Delta t}} \frac{V_{t+\Delta t}^{-\gamma}}{V_t^{-\gamma}} \right. \right. \\ & \left. \left. \times \left( 1 + r_t \Delta t + (\theta_t^*)^\top (m_t - r_t) \Delta t + (\theta_t^*)^\top \Sigma_t \Delta \tilde{w}_t - \frac{(1 + r_t \Delta t) \Delta t}{\Phi_t} \right) \right] \right). \end{aligned} \quad (\text{A9})$$

Using the first order conditions (A7)–(A8) to simplify equation (A9), we find that

$$\frac{\partial V_t}{\partial W_t} = \frac{1 - e^{-\rho \Delta t}}{\Delta t} \left( \frac{V_t}{c_t} \right)^{1/\psi}. \quad (\text{A10})$$

Substituting equation (A10) back into equations (A7)–(A8), after some algebra, we obtain:

$$\begin{aligned} e^{-\rho \Delta t} \left( \mathbb{E}_t \left[ \left( \frac{V_{t+\Delta t}}{V_t} \right)^{1-\gamma} \right] \right)^{\frac{\gamma-1/\psi}{1-\gamma}} \mathbb{E}_t \left[ \left( \frac{V_{t+\Delta t}}{V_t} \right)^{1/\psi-\gamma} \left( \frac{c_{t+\Delta t}^*}{c_t^*} \right)^{-1/\psi} (1 + r_t \Delta t) \right] &= 1, \\ e^{-\rho \Delta t} \left( \mathbb{E}_t \left[ \left( \frac{V_{t+\Delta t}}{V_t} \right)^{1-\gamma} \right] \right)^{\frac{\gamma-1/\psi}{1-\gamma}} \mathbb{E}_t \left[ \left( \frac{V_{t+\Delta t}}{V_t} \right)^{1/\psi-\gamma} \left( \frac{c_{t+\Delta t}^*}{c_t^*} \right)^{-1/\psi} (1 + \mu_t \Delta t + \Sigma_t \Delta \tilde{w}_t) \right] &= 1. \end{aligned}$$

Substituting  $1 + R_{t+\Delta t} = 1 + \mu_t \Delta t + \Sigma_t \Delta \tilde{w}_t$  and  $B_{t+\Delta t}/B_t = 1 + r_t \Delta t$  into the latter equations, where  $R_{t+\Delta t}$  is the vector of risky asset returns, and comparing the resulting equations with equations (6)–(8) for asset prices, we obtain that

$$\frac{\xi_{t+\Delta t}}{\xi_t} = e^{-\rho \Delta t} \left( \mathbb{E}_t [V_{t+\Delta t}^{1-\gamma}] \right)^{\frac{\gamma-1/\psi}{1-\gamma}} V_{t+\Delta t}^{1/\psi-\gamma} \left( \frac{c_{t+\Delta t}^*}{c_t^*} \right)^{-1/\psi}. \quad (\text{A11})$$

Next, we prove equation (24) for the value function. Multiplying both sides of equation (A11) by  $(V_{t+\Delta t})^{1-1/\psi} (c_{t+\Delta t}^*/c_t^*)^{1/\psi}$  and taking expectation  $\mathbb{E}_t[\cdot]$  on both sides we obtain

$$e^{-\rho \Delta t} \left( \mathbb{E}_t [V_{t+\Delta t}^{1-\gamma}] \right)^{\frac{1-1/\psi}{1-\gamma}} = \mathbb{E}_t \left[ \frac{\xi_{t+\Delta t}}{\xi_t} \left( \frac{c_{t+\Delta t}^*}{c_t^*} \right)^{1/\psi} V_{t+\Delta t}^{1-1/\psi} \right]. \quad (\text{A12})$$

Rewriting equation (A6) for  $V_t$  in terms of  $(V_t/c_t)^{1-1/\psi}$  and using equation (A12) we find that  $(V_t/c_t)^{1-1/\psi}$  solves the equation

$$\begin{aligned} \left( \frac{V_t}{c_t^*} \right)^{1-1/\psi} &= 1 - e^{-\rho \Delta t} + \frac{1}{(c_t^*)^{1-1/\psi}} \left( \mathbb{E}_t [V_{t+\Delta t}^{1-\gamma}] \right)^{\frac{1-1/\psi}{1-\gamma}} \\ &= 1 - e^{-\rho \Delta t} + \mathbb{E}_t \left[ \frac{\xi_{t+\Delta t}}{\xi_t} \frac{c_{t+\Delta t}^*}{c_t^*} \left( \frac{V_{t+\Delta t}}{c_{t+\Delta t}^*} \right)^{1-1/\psi} \right]. \end{aligned} \quad (\text{A13})$$

Furthermore, because the market is complete, wealth  $W_t$  is given by the martingale representation  $W_t = c_t \Delta t + \mathbb{E}_t[(\xi_{t+\Delta t}/\xi_t)W_{t+\Delta t}]$ . Rewriting the latter equation in terms of wealth-consumption ratio  $\Phi_t = W_t/c_t$  we obtain a recursive equation for  $\Phi_t$ :

$$\Phi_t = \Delta t + \mathbb{E}_t \left[ \frac{\xi_{t+\Delta t}}{\xi_t} \frac{c_{t+\Delta t}^*}{c_t^*} \Phi_{t+\Delta t} \right]. \quad (\text{A14})$$

Comparing the latter equation with equation (A13) we conclude that  $(V_t/c_t^*)^{1-1/\psi} = (1 - e^{-\rho \Delta t})\Phi_t/\Delta t$ . Substituting consumption  $c_t^* = W_t/\Phi_t$ , after simple algebra, we obtain expression (24) for the value function. Next, substituting equation (24) for  $V_t$  into equation (A11) for state price density  $\xi_t$ , after simple algebra, we prove expression (27) for  $\xi_t$  in Proposition 1. Optimal consumption growths (25) can be obtained by solving equation (A11), which provides  $\xi_t$  in terms of  $c_{t+\Delta t}^*/c_t^*$ . We omit the details, but note that it can be directly verified by substitution that  $c_{t+\Delta t}^*/c_t^*$  in equation (25) satisfies equation (A11). Backward equation (23) for  $\Phi_t$  can be obtained by substituting  $c_{t+\Delta t}^*/c_t^*$  given by equation (25) into equation (A14) for  $\Phi_t$ .

It remains to prove expression (26) for  $\theta^*$ . First, we rewrite budget constraint (11) under optimal strategies  $\theta^*$  and  $c^*$  as  $\Delta W_t = (\dots)\Delta t + W_t(\theta_t^*)^\top \Sigma(\tilde{w}_t - \mathbb{E}_t[\Delta \tilde{w}_t])$ . Multiplying both sides by  $(\tilde{w}_t - \mathbb{E}_t[\Delta \tilde{w}_t])^\top$  and then taking expectations, we obtain that

$\mathbb{E}_t[(W_{t+\Delta t}/W_t)(\tilde{w}_t - \mathbb{E}_t[\Delta\tilde{w}_t])^\top] = (\theta_t^*)^\top \Sigma_t \text{var}_t[\Delta\tilde{w}_t]$ . Next, replacing  $W_{t+\Delta t}$  and  $W_t$  by  $\Phi_{t+\Delta t}c_{t+\Delta t}^*$  and  $\Phi_t c_t^*$ , respectively, and solving for  $\theta_t^*$  we obtain equation

$$\theta_i^*(z_t, t) = (\Sigma_t^{-1})^\top \mathbb{E}_t \left[ \frac{\Phi_{i,t+\Delta t} c_{i,t+\Delta t}^*}{\Phi_{i,t} c_{i,t}^*} \text{var}_t[\Delta\tilde{w}_t]^{-1} (\Delta\tilde{w}_t - \mathbb{E}_t[\Delta\tilde{w}_t]) \right], \quad (\text{A15})$$

Substituting consumption growth  $c_{i,t+\Delta t}^*/c_{i,t}^*$  from equation (25) into equation (A15) we obtain optimal portfolio weight (26) in Proposition 1.

Finally, we find  $MRS_{t+\Delta t}(\omega_k) = (\partial U_t / \partial c_{t+\Delta t}(\omega_k)) / (\partial U_t / \partial c_t)$ :

$$\begin{aligned} MRS_{t+\Delta t}(\omega_k) &= \frac{\partial U_t}{\partial U_{t+\Delta t}} \frac{\partial U_{t+\Delta t} / \partial c_{t+\Delta t}}{U_t / \partial c_t} \\ &= e^{-\rho\Delta t} \left( \mathbb{E}_t [U_{t+\Delta t}^{1-\gamma}] \right)^{\frac{\gamma-1/\psi}{1-\gamma}} U_{t+\Delta t}^{1/\psi-\gamma} \left( \frac{c_{t+\Delta t}}{c_t} \right)^{-1/\psi} \text{Prob}_t(\omega_k). \end{aligned} \quad (\text{A16})$$

Under optimal strategies  $\theta_t^*$  and  $c_t^*$ , we obtain that  $U_t = V_t$ , and hence, from equation (A11) we obtain that  $MRS_{t+\Delta t}(\omega_k) = \text{Prob}_t(\omega_k) \xi_{t+\Delta t}(\omega_k) / \xi_t$ . ■

**Proof of Proposition 2.** Taking expectation  $\mathbb{E}_t[\cdot]$  on both sides of equation (19) for  $\xi_t$ , we find that  $\mathbb{E}_t[\xi_{t+\Delta t}] = 1/(1+r_t\Delta t)$ . Solving the latter equation, we obtain  $r_t$  in equation (30). Next, multiplying both sides of equation (19) by  $(\Delta\tilde{w}_t - \mathbb{E}_t[\Delta\tilde{w}_t])^\top$  and taking expectations, we obtain that  $\mathbb{E}_t[\xi_{t+\Delta t}/\xi_t(\Delta\tilde{w}_t - \mathbb{E}_t[\Delta\tilde{w}_t])^\top] = -(\Sigma_t^{-1}(\mu_t - r_t\mathbf{1}))^\top / (1+r_t\Delta t)/\Delta t$ . Solving for  $(\mu_t - r_t\mathbf{1})$ , we obtain equation (31) for the risk premia.

To obtain  $\Sigma_t$ , from the dynamics of asset prices (4)–(5), we observe that asset returns  $R_{t+\Delta t}$ , defined by equation (34), are given by  $R_{t+\Delta t} = \mu_t\Delta t + \Sigma_t(\Delta\tilde{w}_t - \mathbb{E}_t[\Delta\tilde{w}_t])$ . Multiplying both sides by  $(\Delta\tilde{w}_t - \mathbb{E}_t[\Delta\tilde{w}_t])^\top$  and taking expectations, we obtain  $\mathbb{E}_t[R_{t+\Delta t}(\Delta\tilde{w}_t - \mathbb{E}_t[\Delta\tilde{w}_t])^\top] = \Sigma_t \text{var}_t[\Delta\tilde{w}_t]$ . Solving the latter equation, we obtain equation (33) for  $\Sigma$ . Next, we derive backward equation (32) for the price-dividend ratio by substituting  $S_t = \Psi_t D_t$  into equation (7). Finally, we note that if equation (29) for consumption share  $y_{t+\Delta t}$  has solution  $y_{t+\Delta t}(y_t; \omega)$ , then  $\xi_{t+\Delta t}/\xi_t$  is also a function of  $y_t$  and  $\omega$ . Consequently, from equations (30)–(32) we obtain that all the equilibrium processes are functions of  $y_t$ , and returns  $R_{t+\Delta t}$  are also functions of state  $\omega$ . The drift and volatility of consumption share  $y_t$  are found analogously. ■

**Proof of Proposition 3.** 1) From equation (29) for consumption share  $y_{t+\Delta t}$ , we note that when the risk aversions are the same,  $\gamma_i = \gamma$ , term  $(D_{t+\Delta t}/D_t)^{-\gamma}$  cancels out from

the equation. Factoring out terms with  $y_{t+\Delta t}$  and  $\Phi_{i,t}$  from the expectation operators in equation (29) and canceling terms, we obtain that  $y_{t+\Delta t}$  satisfies a deterministic equation

$$\left(\frac{y_{t+\Delta t}}{y_t}\right)^{1/\psi_B} = \left(\frac{1-y_{t+\Delta t}}{1-y_t}\right)^{1/\psi_A} \left(\mathbb{E}_t\left[\left(\frac{D_{t+\Delta t}}{D_t}\right)^{1-\gamma}\right]\right)^{\frac{1/\psi_A-1/\psi_B}{1-\gamma}}. \quad (\text{A17})$$

Using similar algebra, from equation (29) we find that  $\xi_t$  is given by:

$$\frac{\xi_{t+\Delta t}}{\xi_t} = e^{-\rho\Delta t} \left(\frac{y_{t+\Delta t}}{y_t}\right)^{-1/\psi_B} \left(\frac{D_{t+\Delta t}}{D_t}\right)^{-\gamma} \left(\mathbb{E}_t\left[\left(\frac{D_{t+\Delta t}}{D_t}\right)^{1-\gamma}\right]\right)^{\frac{\gamma\psi_B-1}{(1-\gamma)\psi_B}}. \quad (\text{A18})$$

Now, we pass to the limit  $\Delta t \rightarrow 0$ . First, we substitute  $D_{t+\Delta t}/D_t$  from the aggregate consumption process (1) into  $\mathbb{E}_t[(D_{t+\Delta t}/D_t)^\alpha]$ , and obtain the following expansion:

$$\begin{aligned} \mathbb{E}_t\left[\left(\frac{D_{t+\Delta t}}{D_t}\right)^\alpha\right] &= \mathbb{E}_t\left[\left(1 + m_D\Delta t + \sigma_D\Delta w_t + J_D(\omega)\Delta j_t\right)^\alpha\right] \\ &= \frac{1-\lambda\Delta t}{2} \left[(1 + m_D\Delta t + \sigma_D\sqrt{\Delta t})^\alpha + (1 + m_D\Delta t - \sigma_D\sqrt{\Delta t})^\alpha\right] \\ &\quad + \lambda\Delta t \mathbb{E}\left[\left(1 + m_D\Delta t + J_D(\omega)\right)^\alpha \mid \text{disaster}\right] \\ &= 1 + \left(\alpha m_D + \frac{\alpha(\alpha-1)}{2}\sigma_D^2 + \lambda\left\{\mathbb{E}_t\left[(1 + J_D(\omega))^\alpha\right] - 1\right\}\right)\Delta t + o(\Delta t). \end{aligned} \quad (\text{A19})$$

Next, substituting expansions  $(y_{t+\Delta t}/y_t)^{1/\psi_B} = 1 + (1/\psi_B)(\Delta y_t/y_t)\Delta t + o(\Delta t)$  and  $((1-y_{t+\Delta t})/(1-y_t))^{1/\psi_A} = 1 - (1/\psi_A)(\Delta y_t/(1-y_t))\Delta t + o(\Delta t)$  into equation (A17), we obtain a linear equation for  $\Delta y_t$ . Using expansion (A19), after some algebra, we obtain expansion:

$$\Delta y_t = \frac{(\psi_B - \psi_A)y_t(1-y_t)}{\psi_B y_t + \psi_A(1-y_t)} \left(m_D - \frac{\gamma}{2}\sigma_D^2 + \frac{\lambda}{1-\gamma} \left\{\mathbb{E}_t\left[(1 + J_D(\omega))^{1-\gamma} \mid \text{disaster}\right] - 1\right\}\right)\Delta t + o(\Delta t). \quad (\text{A20})$$

Using expansions (A19) and (A20), we obtain expansion for  $\mathbb{E}_t[\xi_{t+\Delta t}/\xi_t]$ , where  $\xi_{t+\Delta t}/\xi_t$  is given by equation (A18). Then, we derive an expansion for interest  $r_t$ , given by (30), and passing to the limit  $\Delta t \rightarrow 0$ , after some algebra, we obtain closed-form solution (35). The expression for the market price of risk (36) is obtained similarly, using the same expansions, and equation (31) for the risk premia in Proposition 1.

Finally, we derive the stock risk premium. Writing down the dynamics for stock prices (7) in states  $\omega_{n-1}$  and  $\omega_n$ , and using the fact that price-dividend ratio  $\Psi_{t+\Delta t}$  is deterministic, after some algebra, we obtain expressions for the drift of the stock price:

$$1 + m_{S,t}\Delta t = \frac{\Psi_{t+\Delta t} + \Delta t}{2\Psi_t} \left(\frac{D_{t+\Delta t}(\omega_{n-1})}{D_t} + \frac{D_{t+\Delta t}(\omega_n)}{D_t}\right), \quad (\text{A21})$$

where  $D_{t+\Delta t}(\omega_{n-1})$  and  $D_{t+\Delta t}(\omega_n)$  denote time- $t + \Delta t$  dividend in states  $\omega_{n-1}$  and  $\omega_n$ , respectively. Moreover, from equation (30),  $1 + r_t\Delta t = 1/\mathbb{E}_t[\xi_{t+\Delta t}/\xi_t]$  and from equation (32),  $(\Psi_{t+\Delta t} + \Delta t)/\Psi_t = 1/\mathbb{E}_t[(\xi_{t+\Delta t}/\xi_t)(D_{t+\Delta t}/D_t)]$ . Using the above equations, we find

$$m_{s,t} - r = \frac{1}{2} \left( \frac{D_{t+\Delta t}(\omega_{n-1})}{D_t} + \frac{D_{t+\Delta t}(\omega_n)}{D_t} \right) / \mathbb{E}_t \left[ \frac{\xi_{t+\Delta t}}{\xi_t} \frac{D_{t+\Delta t}}{D_t} \right] - 1 / \mathbb{E}_t \left[ \frac{\xi_{t+\Delta t}}{\xi_t} \right]. \quad (\text{A22})$$

Risk premium is then found as  $\mu_{s,t} - r_t = m_{s,t} - r_t + \Sigma_{s,t} \mathbb{E}_t[\tilde{w}_t]/\Delta t$ . We also note that because  $\Psi_t$  is deterministic, the volatility  $\sigma_{s,t}$  and jump sizes  $J_{s,t}(\omega)$  of stock prices are the same as those of dividend process (1). Therefore,  $\Sigma_{s,t} = (\sigma_D, J_D(\omega_1), \dots, J_D(\omega_{n-2}))^\top$ . Substituting  $\xi_{t+\Delta t}/\xi_t$  from equation (A18) into equation (A22) and noting from the dividend dynamics (1) that  $D_{t+\Delta t}(\omega_{n-1})/D_t + D_{t+\Delta t}(\omega_n)/D_t = 2 + 2m_D\Delta t$ , using expansions (A19) and (A20), after some algebra, we obtain risk premium (37).

2) Now, consider the case of homogeneous investors, that is,  $\psi_A = \psi_B = \psi$ ,  $\gamma_A = \gamma_B = \gamma$ . From equation (32) for ratio  $\Psi_t$  and the fact that it is deterministic, we find

$$\begin{aligned} \Psi_t &= (\Psi_{t+\Delta t} + \Delta t) \mathbb{E}_t \left[ \frac{\xi_{t+\Delta t}}{\xi_t} \frac{D_{t+\Delta t}}{D_t} \right] \\ &= (\Psi_{t+\Delta t} + \Delta t) e^{-\rho\Delta t} \left( \mathbb{E}_t \left[ \left( \frac{D_{t+\Delta t}}{D_t} \right)^{1-\gamma} \right] \right)^{\frac{1-1/\psi}{1-\gamma}}, \end{aligned} \quad (\text{A23})$$

where the second equality is obtained by substituting  $\xi_t$  from equation (A18) into equation (A23) and noting that  $y_{t+\Delta t} = y_t$  in homogeneous investor economy. Solving backward equation (A23) we obtain that  $\Psi_t = \left(1 - g_{i,1}^{(r-t+\Delta t)/\Delta t}\right) / (1 - g_{i,1})g_{i,1}\Delta t$  where  $g_{i,1}$  is given by equation (17). As  $T \rightarrow \infty$ , the solution converges to a stationary one iff  $g_{i,1} < 1$ .

Next, we obtain another representation for  $\Psi_t$  in terms of rate  $r$  and risk premium  $\mu_s - r$ . Using the expression for  $\xi_{t+\Delta t}$  from equation (19), we obtain:

$$\begin{aligned} \mathbb{E}_t \left[ \frac{\xi_{t+\Delta t}}{\xi_t} \frac{D_{t+\Delta t}}{D_t} \right] &= \frac{1}{1 + r\Delta t} \mathbb{E}_t \left[ \left(1 - (\Sigma^{-1}(\mu - r))^\top (\text{var}_t[\Delta\tilde{w}_t]/\Delta t)^{-1} (\Delta\tilde{w}_t - \mathbb{E}_t[\Delta\tilde{w}_t])\right) \right. \\ &\quad \left. \times \left(1 + m_D\Delta t + \Sigma_D^\top \mathbb{E}_t[\Delta\tilde{w}_t] + \Sigma_D^\top (\Delta\tilde{w}_t - \mathbb{E}_t[\Delta\tilde{w}_t])\right) \right] \\ &= \frac{1 + \left(m_D + \Sigma_D^\top \mathbb{E}_t[\Delta\tilde{w}_t]/\Delta t - (\Sigma^{-1}(\mu - r))^\top \Sigma_D\right) \Delta t}{1 + r\Delta t}, \end{aligned} \quad (\text{A24})$$

where  $\Sigma_D = (\sigma_D, J_D(\omega_1), \dots, J_D(\omega_{n-2}))^\top$ . Using formula (36) for  $\Sigma^{-1}(\mu - r)$ , after some algebra, as  $\Delta t \rightarrow 0$ , we obtain  $(\Sigma^{-1}(\mu - r))^\top \Sigma_D = \gamma\sigma_D^2 - \lambda\mathbb{E}_t[(1 + J_D(\omega))^{-\gamma} J_D(\omega)|\text{disaster}] + \lambda\mathbb{E}_t[J_D(\omega)|\text{disaster}]$ . Furthermore, it can be shown by some algebra that  $\Sigma_D^\top \mathbb{E}_t[\Delta\tilde{w}_t] =$

$\lambda\Delta t\mathbb{E}_t[J_D(\omega)|\text{disaster}]$ . Substituting the latter expressions into equation (A24), we obtain

$$\mathbb{E}_t\left[\frac{\xi_{t+\Delta t}}{\xi_t}\frac{D_{t+\Delta t}}{D_t}\right] = 1 - (r + (\mu_S - r) - m_D)\Delta t + o(\Delta t). \quad (\text{A25})$$

Substituting (A25) into equation (A23) we find that in the limit  $\Psi'(t) - (r + (\mu_S - r) - m_D)\Psi(t) + 1 = 0$ , subject to  $\Psi(T) = 0$ . Solving the ODE we obtain  $\Psi_t$  in equation (39).

Similarly, given that prices  $P_{k,t}$  are deterministic, from equation (8), we obtain:

$$\begin{aligned} P_{k,t} &= P_{k,t+\Delta t}\mathbb{E}_t\left[\frac{\xi_{t+\Delta t}}{\xi_t}\right] + \lambda\pi_k\Delta t\frac{\xi_{t+\Delta t}(\omega_k)}{\xi_t} \\ &= P_{k,t+\Delta t}\frac{1}{1+r\Delta t} + \lambda\pi_k\Delta te^{-\rho\Delta t}\left(\frac{D_{t+\Delta t}(\omega_k)}{D_t}\right)^{-\gamma}\mathbb{E}_t\left(\left[\left(\frac{D_{t+\Delta t}}{D_t}\right)^{1-\gamma}\right]^{\frac{\gamma\psi-1}{(1-\gamma)\psi}}\right) \\ &= e^{-\rho\Delta t}P_{k,t+\Delta t}\mathbb{E}_t\left[\left(\frac{D_{t+\Delta t}}{D_t}\right)^{-\gamma}\right]\mathbb{E}_t\left(\left[\left(\frac{D_{t+\Delta t}}{D_t}\right)^{1-\gamma}\right]^{\frac{\gamma\psi-1}{(1-\gamma)\psi}}\right) \\ &\quad + \lambda\pi_k\Delta te^{-\rho\Delta t}\left(\frac{D_{t+\Delta t}(\omega_k)}{D_t}\right)^{-\gamma}\mathbb{E}_t\left(\left[\left(\frac{D_{t+\Delta t}}{D_t}\right)^{1-\gamma}\right]^{\frac{\gamma\psi-1}{(1-\gamma)\psi}}\right). \end{aligned} \quad (\text{A26})$$

Iterating backward it can be demonstrated that  $P_{k,t} = (1 - g_{i,2}^{(T-t)/\Delta t})/(1 - g_{i,2})b_k\lambda\Delta t$ , where  $g_{i,2}$  is given by equation (18), and  $b_k$  is given by:

$$b_k = \lambda\pi_k e^{-\rho\Delta t}\left(\frac{D_{t+\Delta t}(\omega_k)}{D_t}\right)^{-\gamma}\mathbb{E}_t\left(\left[\left(\frac{D_{t+\Delta t}}{D_t}\right)^{1-\gamma}\right]^{\frac{\gamma\psi-1}{(1-\gamma)\psi}}\right). \quad (\text{A27})$$

Passing to continuous time limit in the second equality in equation (A26), similarly to price-dividend ratios  $\Psi_t$ , we obtain the insurance prices in equation (39).  $\blacksquare$

**Proof of Proposition 4.** Because the investors agree on observed asset prices, using equations (6)–(8) for asset prices in terms of the state price density, we obtain:

$$B_t = \mathbb{E}_t\left[\frac{\xi_{A,t+\Delta t}}{\xi_{A,t}}B_{t+\Delta t}\right] \quad (\text{A28})$$

$$= \mathbb{E}_t^B\left[\frac{\xi_{B,t+\Delta t}}{\xi_{B,t}}B_{t+\Delta t}\right]$$

$$S_t = \mathbb{E}_t\left[\frac{\xi_{A,t+\Delta t}}{\xi_{A,t}}(S_{t+\Delta t} + D_{t+\Delta t}\Delta t)\right] \quad (\text{A29})$$

$$= \mathbb{E}_t^B\left[\frac{\xi_{B,t+\Delta t}}{\xi_{B,t}}(S_{t+\Delta t} + D_{t+\Delta t}\Delta t)\right],$$

$$P_{k,t} = \mathbb{E}_t\left[\frac{\xi_{A,t+\Delta t}}{\xi_{A,t}}(P_{k,t+\Delta t} + 1_{\{\omega=\omega_k\}})\right] \quad (\text{A30})$$

$$= \mathbb{E}_t^B\left[\frac{\xi_{B,t+\Delta t}}{\xi_{B,t}}(P_{k,t+\Delta t} + 1_{\{\omega=\omega_k\}})\right].$$



The expectations under investor  $B$ 's subjective probability measure in equations (A31)–(A31) can be rewritten in terms of the expectations under the correct measure of investor  $A$  and Radon-Nikodym derivative  $\eta_{t+\Delta t}(\omega)$  to obtain:

$$\begin{aligned}\mathbb{E}_t\left[\frac{\xi_{A,t+\Delta t}}{\xi_{A,t}}B_{t+\Delta t}\right] &= \mathbb{E}_t\left[\eta_{t+\Delta t}\frac{\xi_{B,t+\Delta t}}{\xi_{B,t}}B_{t+\Delta t}\right], \\ \mathbb{E}_t\left[\frac{\xi_{A,t+\Delta t}}{\xi_{A,t}}\left(S_{t+\Delta t} + D_{t+\Delta t}\Delta t\right)\right] &= \mathbb{E}_t\left[\eta_{t+\Delta t}\frac{\xi_{B,t+\Delta t}}{\xi_{B,t}}\left(S_{t+\Delta t} + D_{t+\Delta t}\Delta t\right)\right], \\ \mathbb{E}_t\left[\frac{\xi_{A,t+\Delta t}}{\xi_{A,t}}\left(P_{k,t+\Delta t} + 1_{\{\omega=\omega_k\}}\right)\right] &= \mathbb{E}_t\left[\eta_{t+\Delta t}\frac{\xi_{B,t+\Delta t}}{\xi_{B,t}}\left(P_{k,t+\Delta t} + 1_{\{\omega=\omega_k\}}\right)\right].\end{aligned}$$

From the latter equations and from the uniqueness of the state price density under the correct expectations, demonstrated in Lemma 1, we obtain that  $\xi_{A,t+\Delta t}/\xi_{A,t} = \eta_{t+\Delta t}\xi_{B,t+\Delta t}/\xi_{B,t}$ . Next, using the latter equality and equation (27) for the state price density in terms of investors consumptions, similarly to equation (29) we obtain a system of equations (43) for consumption shares  $y_{t+\Delta t}(y_t; w_k)$ . Because the time is discrete, the Radon-Nikodym derivative is simply given by the ratio of subjective investor  $B$ 's and real probabilities of states  $\omega_1, \dots, \omega_n$ . Therefore, the Radon-Nikodym derivative does not depend on time, and hence can be written as  $\eta(\omega)$ . ■

## References

- Ait-Sahalia, Y., J. Cacho-Diaz, and T. R. Hurd, 2009, "Portfolio Choice with Jumps: A Closed-Form Solution," *Annals of Applied Probability*, 19, 556-84.
- Backus, D., M. Chernov, and I. Martin, 2011, "Disasters Implied by Equity Index Options," *Journal of Finance*, 66, 1969-2012.
- Backus, D., M. Chernov, and S. Zin, 2014, "Sources of Entropy in Representative Agent Models," *Journal of Finance* 69, 51-99.
- Bansal, R., and A. Yaron, 2004, "Risk for the Long Run: A Potential Resolution of Asset Pricing Puzzles," *Journal of Finance*, 59, 1481-509.
- Barro, R., 2006, "Rare Disasters and Asset Markets in the Twentieth Century," *Quarterly Journal of Economics*, 121, 243-64.
- Barro, R., 2009, "Rare Disasters, Asset Prices, and Welfare Costs," *American Economic Review*, 99, 823-66.
- Basak, S., 2000, "A Model of Dynamic Equilibrium Asset Pricing with Heterogeneous Beliefs and Extraneous Risk," *Journal of Economic Dynamics and Control*, 24, 63-95.
- Basak, S., 2005, "Asset Pricing with Heterogeneous Beliefs," *Journal of Banking and Finance*, 29, 2849-81.
- Bhamra, H. S., and R. Uppal, 2014, "Asset Prices with Heterogeneity in Preferences and Beliefs," *Review of Financial Studies* 27, 519-80.
- Borovička, J., 2012, "Survival and Long-run Dynamics with Heterogeneous Beliefs under Recursive Preferences," Working Paper, New York University.
- Branger, N., P. Konermann, C. Schlag, 2014, "Optimists, Pessimists, and the Stock Market: The Role of Preferences and Market (In)Completeness," Working Paper, University of Muenster.
- Buss, A., R. Uppal, G. Vilkov, 2011, "Asset Prices in General Equilibrium with Recursive Utility and Illiquidity Induced by Transaction Costs," Working Paper, INSEAD.
- Campbell, J. Y., 2003, "Consumption-Based Asset Pricing," *Handbook of Economics and Finance*, G. Constantinides, M. Harris, and R. Stulz (eds.), Amsterdam: North Holland.

- Campbell, J. Y., and J. H. Cochrane, 1999, "By Force of Habit: A Consumption-Based Explanation of Aggregate Stock Market Behavior," *Journal of Political Economy*, 107, 205-51.
- Chabakauri, G., 2013, "Dynamic Equilibrium with Two Stocks, Heterogeneous Investors, and Portfolio Constraints," *Review of Financial Studies*, 12, 3104-41.
- Chabakauri, G., 2015, "Asset Pricing with Heterogeneous Preferences, Beliefs, and Portfolio Constraints," *Journal of Monetary Economics*, forthcoming.
- Chan, Y. L., and L. Kogan, 2002, "Catching Up with the Joneses: Heterogeneous Preferences and the Dynamics of Asset Prices," *Journal of Political Economy*, 110, 1255-85.
- Chen, H., S. Joslin, and N.-K. Tran, 2012, "Rare Disasters and Risk Sharing with Heterogeneous Beliefs," *Review of Financial Studies*, 25, 2189-224.
- Detemple, J. B., and S. Murthy, 1994, "Intertemporal Asset Pricing with Heterogeneous Beliefs," *Journal of Economic Theory* 62, 294-320.
- Dieckmann, S., 2011, "Rare Even Risk and Heterogeneous Beliefs: The Case of Incomplete Markets," *Journal of Economic Dynamics and Control*, 46, 459-88.
- Dieckmann, S., and M. Gallmeyer, 2005, "The Equilibrium Allocation of Diffusive and Jump Risks with Heterogeneous Agents," *Journal of Economic Dynamics and Control*, 29, 1547-76.
- Duffie, D., 2001, *Dynamic Asset Pricing Theory*, Princeton, NJ: Princeton University Press.
- Dumas, B., 1989, "Two-person dynamic equilibrium in the capital market," *Review of Financial Studies*, 2, 157-188.
- Dumas, B., and A. Lyasoff, 2012, "Incomplete-market equilibria solved recursively on an event tree," *Journal of Finance*, 67, 1897-941.
- Epstein, L., and S. Zin, 1989, "Substitution, Risk Aversion, and the Temporal Behavior of Consumption and Asset Returns: A Theoretical Framework," *Econometrica*, 57, 937-69.
- Ferson, W. E, and C. R. Harvey, 1991, "The Variation of Economic Risk Premiums," *Journal of Political Economy*, 99, 385-415.
- Gabaix, X., 2012, "Variable Rare Disasters: An Exactly Solved Framework For Ten Puzzles in Macro-Finance," *Quarterly Journal of Economics*, 127, 645-700.

- Gallmeyer, M., and B. Hollifield, 2008, “An Examination of Heterogeneous Beliefs with a Short-Sale Constraint in a Dynamic Equilibrium,” *Review of Finance*, 12, 323-64.
- Gârleanu, N., and S. Panageas, 2014, “Young, Old, Conservative, and Bold: The Implications of Heterogeneity and Finite Lives for Asset Pricing,” *Journal of Political Economy*, forthcoming.
- Gourio, F., 2012, “Disaster Risk and Business Cycle,” *American Economic Review*, 102, 2734-66.
- He, H., 1991, “Optimal Consumption-Portfolio Policies: A Convergence from Discrete to Continuous Time Models,” *Journal of Economic Theory*, 55, 340-63.
- Heaton, J., and D. J. Lucas, 1996, “Evaluating the Effects of incomplete Markets on Risk Sharing and Asset Pricing,” *Journal of Political Economy*, 104, 443-87.
- Isaenko, S., 2008, “The Term Structure of Interest Rates in a Pure Exchange Economy Where Investors Have Heterogeneous Recursive Preferences,” *Quarterly Review of Economic and Finance*, 48, 457-81.
- Judd, K. L., 1998, *Numerical Methods in Economics*, Cambridge: MIT Press.
- Julliard, C., and A. Ghosh, 2012, “Can Rare Events Explain the equity Premium Puzzle?” *Review of Financial Studies*, 25, 3037-76.
- Kimball, M., and P. Weil, 2009, “Precautionary Saving and Consumption Smoothing across Time and Possibilities,” *Journal of Money, Credit and Banking*, 41, 245-84.
- Kraft, H., and F. T. Seifried, 2014, “Stochastic Differential Utility as the Continuous-Time Limit of Recursive Utility,” *Journal of Economic Theory*, 151, 528-550.
- Liu, J., 2007, “Portfolio Selection in Stochastic Environments,” *Review of Financial Studies*, 20, 1-39.
- Liu, J., Longstaff, F., and J. Pan, 2003, “Dynamic Asset Allocation with Event Risk,” *Journal of Finance*, 58, 231-59.
- Longstaff, F. A., and J. Wang, 2012, “Asset Pricing and Credit Markets,” *Review of Financial Studies*, 25, 3169-214.
- Lucas, R. E., 1978, “Asset Prices in an Exchange Economy,” *Econometrica*, 46, 1429-45.
- Ma, C., 1993, “Market Equilibrium with Heterogeneous Recursive-Utility-Maximizing Agents,” *Economic Theory*, 3, 243-66.

- Martin, I., 2013a, "Consumption-Based Asset Pricing with Higher Cumulants," *Review of Economic Studies*, 80, 745-73.
- Martin, I., 2013b, "The Lucas Orchard," *Econometrica*, 81, 55-111.
- Mehra, R., and E. C. Prescott, 1985, "The Equity Premium: A Puzzle," *Journal of Monetary Economics*, 15, 145-61.
- Merton, R. C., 1973, "An Intertemporal Capital Asset Pricing Model," *Econometrica*, 41, 867-87.
- Piatti, I., 2014, "Heterogeneous Beliefs about Rare Event Risk in the Lucas Orchard," Working Paper, Oxford University.
- Pliska, S., 1997, *Introduction to Mathematical Finance: Discrete Time Models*, Blackwell Publishing.
- Rietz, T. A., 1988, "The Equity Premium: A Solution," *Journal of Monetary Economics*, 22, 117-31.
- Ross, S. A., 1976, "Options and Efficiency," *Quarterly Journal of Economics*, 90, 75-89.
- Schwert, W., 1989, "Why Does Stock Market Volatility Change Over Time?" *Journal of Finance*, 44, 1115-53.
- Shiller, R. J., 1981, "Do Stock Prices Move Too Much to be Justified by Subsequent Changes in Dividends?" *American Economic Review*, 71, 421-36.
- Shiryayev, A. N., 1996, *Probability*, New York: Springer.
- Shreve, S., 2004, *Stochastic Calculus for Finance II: Continuous-Time Models*, Springer.
- Skiadas, C., 2013, "Smooth Ambiguity Aversion Toward Small Risk and Continuous-Time Recursive Utility," *Journal of Political Economy* 121, 775-792.
- Wachter, J., 2013, "Can Time-Varying Risk of Rare Disasters Explain Aggregate Stock Market Volatility?" *Journal of Finance*, 68, 987-1035.



THE LONDON SCHOOL  
OF ECONOMICS AND  
POLITICAL SCIENCE ■



Systemic Risk Centre

The London School of Economics  
and Political Science  
Houghton Street  
London WC2A 2AE  
United Kingdom

Tel: +44 (0)20 7405 7686  
[systemicrisk.ac.uk](http://systemicrisk.ac.uk)  
[src@lse.ac.uk](mailto:src@lse.ac.uk)